

**Pressure Sensor**  
**PS-A series**



**Built-in amplifier and compensating circuit**

**Feature**

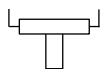
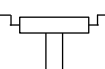
- Built-in amplifier and temperature compensation circuit, no need for circuit design and characteristic adjustment.
- High accuracy and reliability : overall accuracy  $\pm 1.25\%$  FS (Standard),  $\pm 2.5\%$  FS (Low-pressure type)
- Compact size, space-saving : compatible size for PS type (Standard/Economy, S and M packages)
- RoHS compliant

**Typical applications**

- Industrial use : Pressure switches and pneumatic components, compressed air pressure measuring devices
- Medical use : Blood pressure meters, oxygen generator and airbeds
- Others : Pressure sensing devices for air pressure mediums  
[Low-pressure type]
- Water level detection for domestic appliances : Washing machines and dishwashers
- Air pressure control : Cleanrooms and smoking rooms
- Medical applications : Breathing pressure measuring devices

**Ordering information**








**ADP5**

| Terminal profile   | Code | Rated pressure | Code | Package/Pressure inlet hole   | Code | Base type   |
|--|------|----------------|------|---|------|---|
| 1 : DIP terminal   | 0    | $\pm 100$ kPa  | 0    | S package<br>length : 3 mm 0.118 inch, dia : 3 mm 0.118 inch                                | Nil  | With glass base<br>(Standard type)<br>Low pressure type |
| <br>2 : SMD terminal<br> | 1    | -100 kPa       | 1    | M package<br>length : 5 mm 0.197 inch, dia : 3 mm 0.118 inch                                | 1    | Without glass base<br>(Economy type)                    |
|  | 2    | 25 kPa         | 2    | L package (Only low pressure type)<br>length : 13.5 mm 0.531 inch, dia : 5.45 mm 0.215 inch |      |   |
|  | 3    | 50 kPa         | 3    | P package (Only low pressure type)<br>length : 15.6 mm 0.615 inch, dia : 5.45 mm 0.215 inch |      |   |
|  | 4    | 100 kPa        | A    | 40 kPa  |      |   |
|  | 5    | 200 kPa        | B6   | 6 kPa (Low pressure type)   |      |   |
|  | 6    | 500 kPa        |      |   |      |   |
|  | 7    | 1000 kPa       |      |   |      |   |
|  | A    | 40 kPa         |      |   |      |   |
|  |      |                |      |   |      |   |
|  |      |                |      |   |      |   |

Note : Some part numbers may not be available depending on the combination.  
Please refer to the Table of PRODUCT TYPES on the next page.

**Product types**

Standard packing : Carton : 100 pcs.; Case : 1,000 pcs.

| Pressure                                 | Terminal | Package (Pressure inlet hole length)   |  | Part No.   |  |  |  |  |  |
|--|----------|--|--|--|--|--|--|--|--|
|  |          | Standard type  |  | Standard / Economy type  |  | Low pressure type  |  |  |  |
|  |          | S package (3 mm 0.118 inch)  |  | M package (5 mm 0.118 inch)  |  | M package (5 mm 0.197 inch)  | L package (13.5 mm 0.531 inch)   | P package (15.6 mm 0.614 inch)   |  |
|  |          | DIP terminal  | SMD terminal  | DIP terminal  | SMD terminal  | DIP terminal  | DIP terminal  | DIP terminal  |  |
| <b>Standard</b>                          |          |  |  |  |  |  |  |  |  |
| $\pm 100$ kPa                            |          | ADP5100  | ADP5200  | ADP5101  | ADP5201  | —  | —  | —  |  |
| -100 kPa                                 |          | ADP5110  | ADP5210  | ADP5111  | ADP5211  | —  | —  | —  |  |
| 25 kPa                                   |          | ADP5120  | —  | ADP5121  | —  | —  | —  | —  |  |
| 50 kPa                                   |          | ADP5130  | —  | ADP5131  | —  | —  | —  | —  |  |
| 100 kPa                                  |          | ADP5140  | ADP5240  | ADP5141  | ADP5241  | —  | —  | —  |  |
| 200 kPa                                  |          | ADP5150  | ADP5250  | ADP5151  | ADP5251  | —  | —  | —  |  |
| 500 kPa                                  |          | ADP5160  | ADP5260  | ADP5161  | ADP5261  | —  | —  | —  |  |
| 1000 kPa                                 |          | ADP5170  | ADP5270  | ADP5171  | ADP5271  | —  | —  | —  |  |
| <b>Economy type (without glass base)</b> |          |  |  |  |  |  |  |  |  |
| 40 kPa                                   |          | —  | —  | ADP51A11   | —  | —  | —  | —  |  |
| <b>Low pressure type</b>                 |          |  |  |  |  |  |  |  |  |
| 6 kPa                                    |          | —  | —  | —  | —  | ADP51B61   | ADP51B62   | ADP51B63   |  |

## Rating

## ● Standard type

| Item                                   | Standard type (with glass base)                                 |            |    |    |     |     |     |                              |
|--|---|------------|----|----|-----|-----|-----|------------------------------|
| Type of pressure                       | Gauge pressure  |            |    |    |     |     |     |                              |
| Pressure medium                        | Air <sup>*1</sup>   |            |    |    |     |     |     |                              |
| Rated pressure (kPa)                   | ±100  | -100       | 25 | 50 | 100 | 200 | 500 | 1000                         |
| Max. applied pressure                  | Twice of the rated pressure                                     |            |    |    |     |     |     | 1.5 times the rated pressure |
| Ambient temperature                    | -10 °C to +60 °C 14 °F to +140 °F (no freezing or condensation) |            |    |    |     |     |     |                              |
| Storage temperature                    | -20 °C to +85 °C -4 °F to +185 °F (no freezing or condensation) |            |    |    |     |     |     |                              |
| Drive voltage                          | 5±0.25 V  |            |    |    |     |     |     |                              |
| Temperature compensation               | 0 °C to 50 °C 32 °F to 122 °F                                   |            |    |    |     |     |     |                              |
| Offset voltage <sup>*2,3,5</sup>       | 2.5±0.05  | 0.5±0.05 V |    |    |     |     |     |                              |
| Rated output voltage <sup>*2,3,5</sup> | 4.5±0.05<br>(+when +100kPa)                                     | 4.5±0.05 V |    |    |     |     |     |                              |
| Overall accuracy                       | ±1.25 %FS <sup>*3,4,5</sup>                                     |            |    |    |     |     |     |                              |
| Current consumption                    | Max. 10 mA <sup>*2,3</sup>                                      |            |    |    |     |     |     |                              |
| Output impedance                       | 15 Ω (Typical) <sup>*2</sup>                                    |            |    |    |     |     |     |                              |
| Source current                         | Max. 0.2 mA <sup>*2,3</sup>                                     |            |    |    |     |     |     |                              |
| Sink current                           | Max. 2 mA <sup>*2,3</sup>                                       |            |    |    |     |     |     |                              |

\*1: Please consult us for pressure media other than air.

\*2: Indicates output when temperature is 25 °C 77 °F.

\*3: Indicates output when drive voltage is 5 V. Although output fluctuates due to fluctuations in the drive voltage, this is not included.

\*4: Overall accuracy indicates the accuracy of the offset voltage and rated output voltage at a temperature compensation range of 0 to 50 °C 32 to 122 °F.

\*5: Accuracy is the value at the time of our shipping. Please set Zero-point calibration function on your products in order to safely use if the offset voltage is shifted.

## ● Economy type

| Item                                       | Economy type (without glass base)                               |  |  |  |  |  |  |  |
|--|---|--|--|--|--|--|--|--|
| Type of pressure                           | Gauge pressure  |  |  |  |  |  |  |  |
| Pressure medium                            | Air <sup>*1</sup>   |  |  |  |  |  |  |  |
| Rated pressure (kPa)                       | 40  |  |  |  |  |  |  |  |
| Max. applied pressure                      | Twice of the rated pressure                                     |  |  |  |  |  |  |  |
| Ambient temperature                        | -5 °C to +50 °C 23 °F to +122 °F (no freezing or condensation)  |  |  |  |  |  |  |  |
| Storage temperature                        | -20 °C to +70 °C -4 °F to +158 °F (no freezing or condensation) |  |  |  |  |  |  |  |
| Drive voltage                              | 3±0.15 V  |  |  |  |  |  |  |  |
| Temperature compensation                   | 5 °C to 45 °C 41 °F to 113 °F                                   |  |  |  |  |  |  |  |
| Offset voltage                             | 0.3±0.09 V <sup>*2,3,5</sup>                                    |  |  |  |  |  |  |  |
| Span voltage                               | 2.4±0.03 V <sup>*2,3,5</sup>                                    |  |  |  |  |  |  |  |
| Offset voltage temperature characteristics | ±4.0 %FS <sup>*3,4,5</sup>                                      |  |  |  |  |  |  |  |
| Sensitivity temperature characteristics    | 1.3 %FS <sup>*3,4,5</sup>                                       |  |  |  |  |  |  |  |
| Current consumption                        | Max. 3 mA <sup>*2</sup>   |  |  |  |  |  |  |  |
| Output impedance                           | 20 Ω (Typical) <sup>*2,3</sup>                                  |  |  |  |  |  |  |  |
| Source current                             | Max. 0.15 mA <sup>*2,3</sup>                                    |  |  |  |  |  |  |  |
| Sink current                               | Max. 1.5 mA <sup>*2,3</sup>                                     |  |  |  |  |  |  |  |

\*1: Please consult us for pressure media other than air.

\*2: Indicates output when temperature is 25 °C 77 °F.

\*3: Indicates output when drive voltage is 3 V. Although output fluctuates due to fluctuations in the drive voltage, this is not included.

\*4: Indicates from output value at 25 °C 77 °F and the change of output at 5 and 45 °C 41 to 113 °F.

\*5: Accuracy is the value at the time of our shipping. Please set Zero-point calibration function on your products in order to safely use if the offset voltage is shifted.