


Dual Display + Direct setting



Direct setting means
**Works like a dial
control type sensor**




Copy function lets work be carried out accurately and quickly

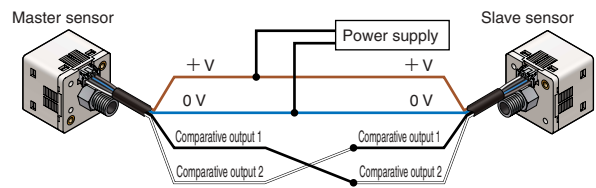
Copy function reduces man-hours and human error

Sensors can be connected to a master sensor one by one, and a copy of the setting details for the master sensor can be transmitted as data to the other sensors. If making the same settings for multiple sensors, this prevents setting errors from occurring with the other sensors and also reduces the number of changes required to instruction manuals when equipment designs are changed.

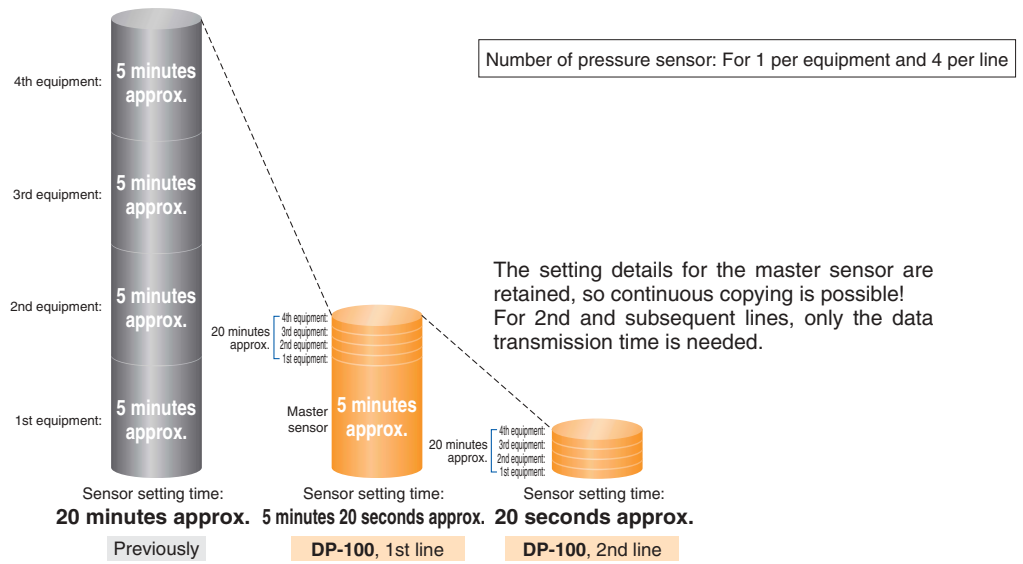
Setting details can be copied.



Copying via wiring



Advantage 1 Setting man-hours are reduced and sensor setting time is shortened.



Advantage 2 Human operating error is reduced.

- Because all details are copied automatically, it prevents problems occurring as a result of human error.
- Instruction manuals can be updated easily when changes occur to equipment design!