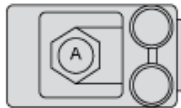
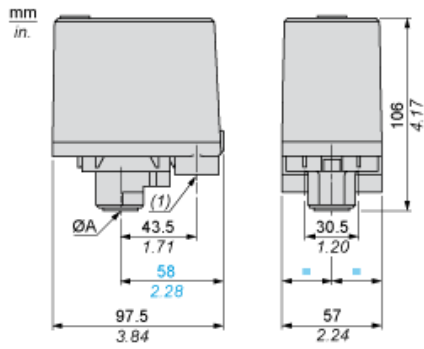


Dimensions

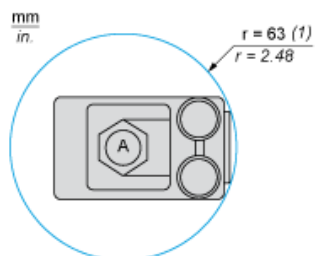


- (A) G 1/4 (female)
- (1) 2 tapped entries PG 13.5

---

Minimum Mounting Clearance

---



(ØA) G 1/4 (female)

(1) Minimum clearance zone for screwing-on pressure switch at point A