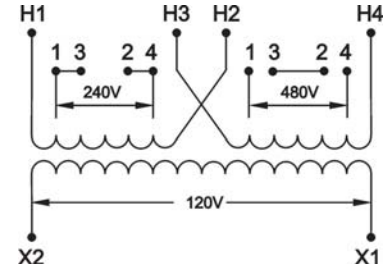


SBE Encapsulated Series Selection Tables

Group 2 – 220 x 440 Volt Primary, 110 Volt Secondary, 50/60 Hz
 230 x 460 Volt Primary, 115 Volt Secondary, 50/60 Hz
 240 x 480 Volt Primary, 120 Volt Secondary, 60 Hz



VA	Catalog Number	Height (inch)	Width (inch)	Depth (inch)	Mtg Width W1 / W2	Mtg Depth D1 / D2	Slot Size (inches) S1 / S2	Approx. Ship Weight lbs (kg)
50	E050	2.72	3.01	3.99	2.51 / NA	2.02 / NA	.20 x .33 / .20 x .33	3 (1.36)
75	E075	2.96	3.39	4.36	2.81 / 2.50	2.10 / NA	.20 x .50 / .20 x .50	4 (1.82)
100	E100	2.96	3.39	4.61	2.81 / 2.50	2.37 / NA	.20 x .50 / .20 x .50	5 (2.27)
150	E150	3.89	4.5	4.48	3.74 / 3.12	2.56 / 2.87	.20 x .65 / .20 x .33	8 (3.64)
200	E200	3.89	4.5	4.79	3.74 / 3.12	2.87 / 3.18	.20 x .65 / .20 x .33	10 (4.55)
250	E250	3.89	4.5	5.21	3.74 / 3.12	3.29 / 3.61	.20 x .65 / .20 x .33	11 (5.00)
300	E300	4.53	5.25	4.66	4.38 / 3.75	3.10 / NA	.31 x .71 / .31 x .71	12 (5.45)
350	E350	4.53	5.25	5.07	4.38 / 3.75	3.54 / NA	.31 x .71 / .31 x .71	15 (6.82)
500	E500	4.53	5.25	5.75	4.38 / 3.75	4.33 / NA	.31 x .85 / .31 x .85	19 (8.64)
750	E750	5.56	6.38	6.93	5.32 / 4.37	4.25 / 5.75	.31 x .85 / .31 x .85	31 (14.09)
1000	E1000	5.56	6.38	7.36	5.32 / 4.37	4.68 / 6.18	.31 x .85 / .31 x .85	36 (16.36)




Note: Includes FB2X Secondary fuse holder.

Group 2A – Factory Installed Primary Fuse Holder Class "CC" and:
 W - Secondary Fuse Holder (Midget Cartridge, 13/32" x 1 1/2" fuse) supplied, no covers
 WA - Secondary Fuse Holder (Glass or Ceramic - Type 3AG, 1/4" x 1 1/4" fuse type)
 WB - Secondary Fuse Holder (Midget Cartridge, 13/32" x 1 1/2" fuse)



VA	Primary Fuse Holder Class "CC"			Dimensions						
	W Option - Midget Type Catalog Number	WA Option - Type 3AG w/ Covers Catalog Number	WB Option - Midget Type w/ Covers Catalog Number	Height (inch)	Width (inch)	Depth (inch)	Mtg Width W1 / W2	Mtg Depth D1 / D2	Slot Size (inches) S1 / S2	Approx. Ship Weight lbs (kg)
50	E050W	E050WA	E050WB	4.18	3.01	3.99	2.51 / NA	2.02 / NA	.20 x .33 / .20 x .33	3 (1.36)
75	E075W	E075WA	E075WB	4.41	3.39	4.36	2.81 / 2.50	2.10 / NA	.20 x .50 / .20 x .50	4 (1.82)
100	E100W	E100WA	E100WB	4.41	3.39	4.61	2.81 / 2.50	2.37 / NA	.20 x .50 / .20 x .50	5 (2.27)
150	E150W	E150WA	E150WB	5.36	4.5	4.48	3.74 / 3.12	2.56 / 2.87	.20 x .65 / .20 x .33	8 (3.64)
200	E200W	E200WA	E200WB	5.36	4.5	4.79	3.74 / 3.12	2.87 / 3.18	.20 x .65 / .20 x .33	10 (4.55)
250	E250W	E250WA	E250WB	5.36	4.5	5.21	3.74 / 3.12	3.29 / 3.61	.20 x .65 / .20 x .33	11 (5.00)
300	E300W	E300WA	E300WB	5.99	5.25	4.66	4.38 / 3.75	3.10 / NA	.31 x .71 / .31 x .71	12 (5.45)
350	E350W	E350WA	E350WB	5.99	5.25	5.07	4.38 / 3.75	3.54 / NA	.31 x .71 / .31 x .71	15 (6.82)
500	E500W	E500WA	E500WB	5.99	5.25	5.75	4.38 / 3.75	4.33 / NA	.31 x .85 / .31 x .85	19 (8.64)
750	E750W	E750WA	E750WB	7.01	6.38	6.93	5.32 / 4.37	4.25 / 5.75	.31 x .85 / .31 x .85	31 (14.09)
1000	E1000W	E1000WA	E1000WB	7.01	6.38	7.36	5.32 / 4.37	4.68 / 6.18	.31 x .85 / .31 x .85	36 (16.36)

Notes: WA and WB suffix include Finger Safe covers. Fuses not included. W option for secondary fusing requires assembly (FB2 sold separately).



Option	Secondary Fusing	
WA	Glass/Ceramic - Type 3AG (FB2)	
WB	Midget Type (FB2X)	

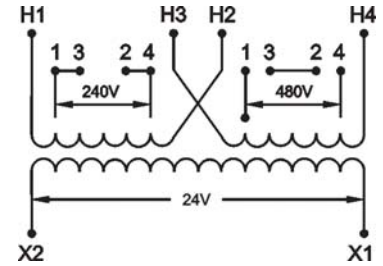
Visit our website at www.solahd.com or contact **Technical Services** at (800) 377-4384 with any questions.

SBE Series Selection Tables - continued

Group 3 – 240 x 480 Volt Primary, 24 Volt Secondary, 60 Hz



VA	Catalog Number	Height (inch)	Width (inch)	Depth (inch)	Mtg Width W1 / W2	Mtg Depth D1 / D2	Slot Size (inches)	Approx. Ship Weight lbs (kg)
50	E050D	2.72	3.01	3.99	2.51/NA	2.02/N/A	.20 x .33	3 (1.36)
100	E100D	2.96	3.39	4.61	2.81/2.50	2.37/NA	.20 x .50	5 (2.27)
250	E250D	3.89	4.5	5.21	3.74/3.12	3.29/3.61	.20 x .65	11 (5.00)
500	E500D	4.53	5.25	5.75	4.38/3.75	4.33/NA	.31 x .71	19 (8.64)

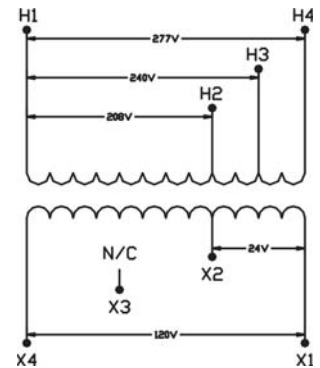


Note: Includes FB2X Secondary fuse holder.

Group 4 – 208/240/277 Volt Primary, 120/24 Volt Secondary, 60 Hz



VA	Catalog Number	Height (inch)	Width (inch)	Depth (inch)	Mtg Width W1 / W2	Mtg Depth D1 / D2	Slot Size (inches)	Approx. Ship Weight lbs (kg)
50	E050JL	2.72	3.01	3.99	2.51/NA	2.02/N/A	.20 x .33	3 (1.36)
100	E100JL	2.96	3.39	4.61	2.81/2.50	2.37/NA	.20 x .50	5 (2.27)
250	E250JL	3.89	4.5	5.21	3.74/3.12	3.29/3.61	.20 x .65	11 (5.00)
500	E500JL	4.53	5.25	5.75	4.38/3.75	4.33/NA	.31 x .71	19 (8.64)

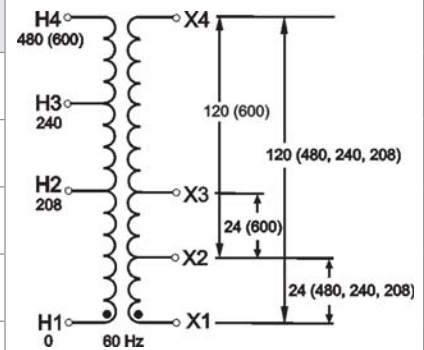


Note: Will only accept one FB2 secondary fuse holder. Will not accept FB2X secondary fuse holder.

Group 5 – 208/240/480/600 Volt Primary, 120/24 Volt Secondary, 60 Hz
200/230/460/575 Volt Primary, 115/23 Volt Secondary, 60 Hz



VA	Catalog Number	Height (inch)	Width (inch)	Depth (inch)	Mtg Width W1 / W2	Mtg Depth D1 / D2	Slot Size (inches)	Approx. Ship Weight lbs (kg)
50	E050JN	2.96	3.39	4.36	2.81/2.50	2.10/NA	.20 x .50	4 (1.81)
100	E100JN	3.89	4.5	4.48	3.74/3.12	2.56/2.87	.20 x .65	8 (3.67)
150	E150JN	3.89	4.5	5.21	3.74/3.12	3.29/3.61	.20 x .65	11 (5.00)
250	E250JN	4.53	5.25	5.07	4.38/3.75	3.54/NA	.31 x .71	15 (6.82)
500	E500JN	5.56	6.38	6.93	5.32/4.37	4.25/5.75	.31 x .85	30 (13.64)



Note: Will only accept one FB2 secondary fuse holder. Will not accept FB2X secondary fuse holder.