

SKKT 132, SKKH 132



SEMIPACK[®] 2

Thyristor / Diode Modules

SKKT 132

SKKH 132

Features

- Heat transfer through aluminium oxide ceramic isolated metal baseplate
- Hard soldered joints for high reliability
- UL recognized, file no. E 63532

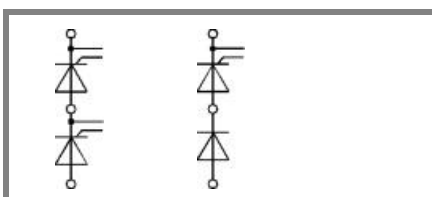
Typical Applications*

- DC motor control (e. g. for machine tools)
- Temperature control (e. g. for ovens, chemical processes)
- Professional light dimming (studios, theaters)

1) See the assembly instructions

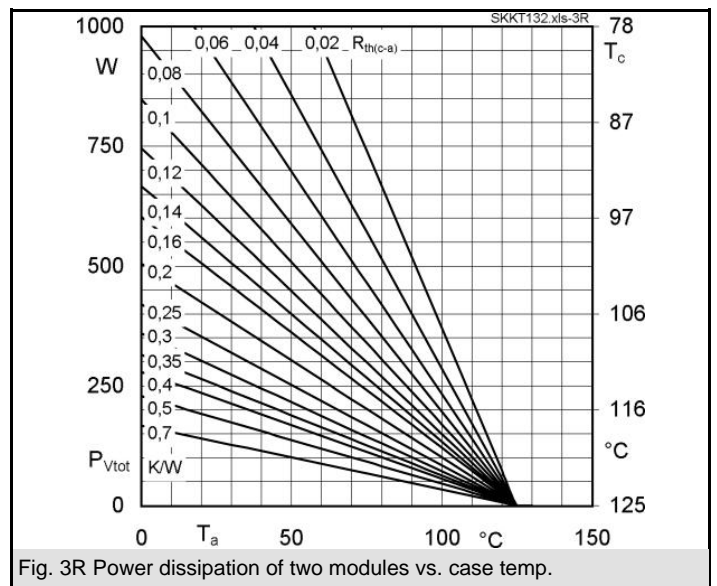
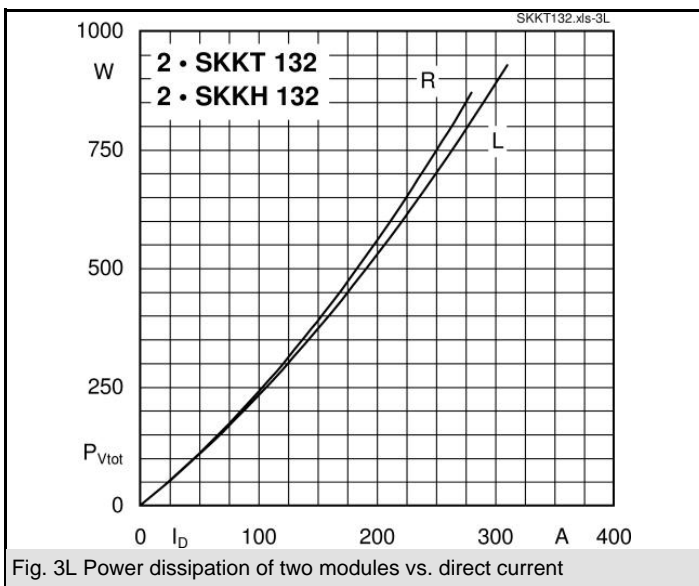
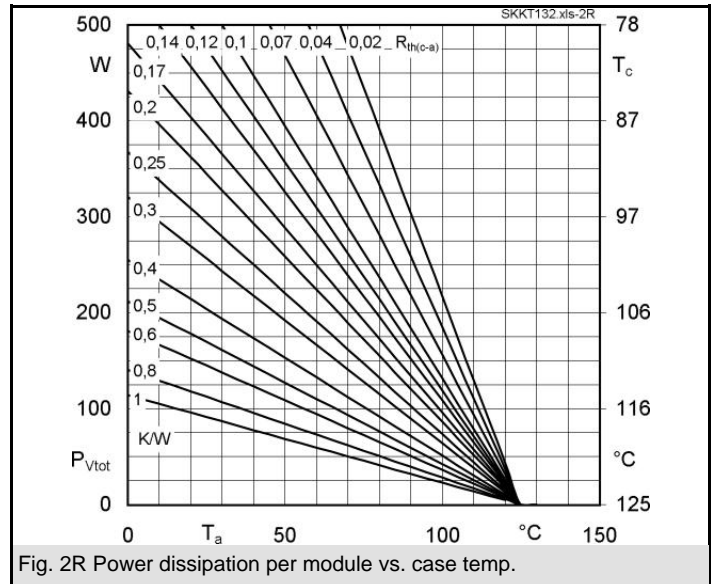
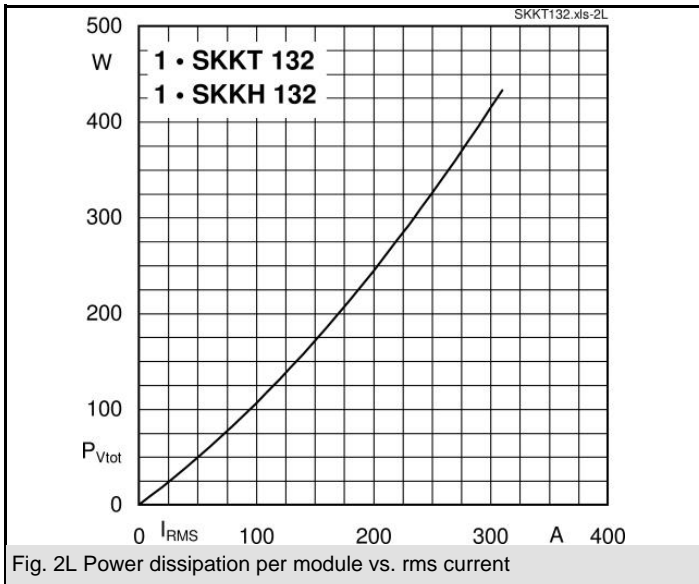
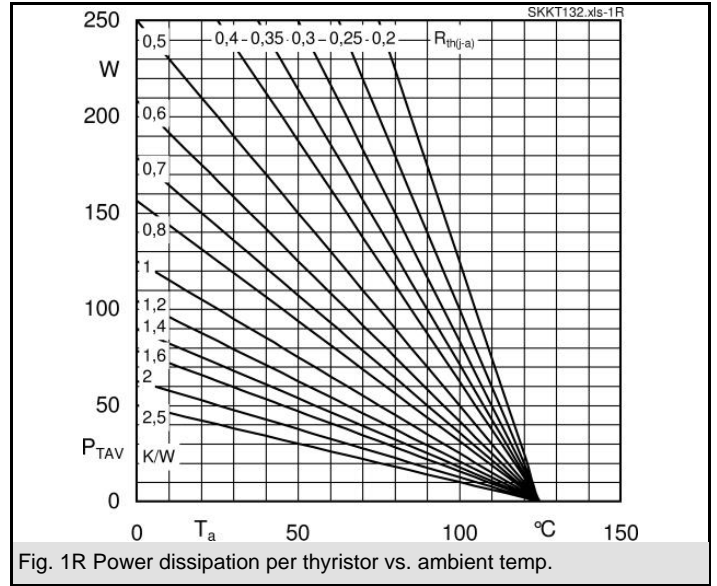
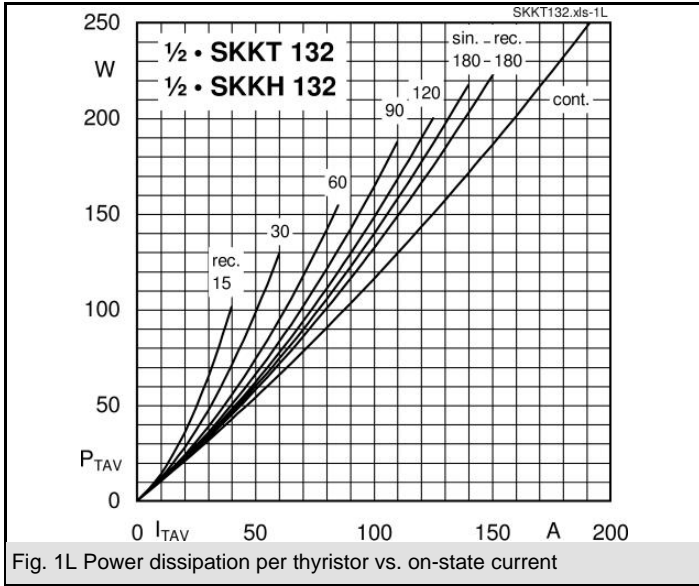
| V_{RSM} V | V_{RRM}, V_{DRM} V | $I_{TRMS} = 220$ A (maximum value for continuous operation) $I_{TAV} = 130$ A (sin. 180; $T_c = 87$ °C) | |
|----------------|-------------------------|--|--------------|
| 900 | 800 | SKKT 132/08E | SKKH 132/08E |
| 1300 | 1200 | SKKT 132/12E | SKKH 132/12E |
| 1500 | 1400 | SKKT 132/14E | SKKH 132/14E |
| 1700 | 1600 | SKKT 132/16E | SKKH 132/16E |
| 1900 | 1800 | SKKT 132/18E | SKKH 132/18E |

| Symbol | Conditions | Values | Units |
|------------------|---|------------------------|------------------|
| I_{TAV} | sin. 180; $T_c = 85$ (100) °C; | 137 (96) | A |
| I_D | P3/180; $T_a = 45$ °C; B2 / B6 | 77 / 100 | A |
| | P3/180F; $T_a = 35$ °C; B2 / B6 | 170 / 200 | A |
| I_{RMS} | P3/180F; $T_a = 35$ °C; W1 / W3 | 240 / 3 * 163 | A |
| I_{TSM} | $T_{vj} = 25$ °C; 10 ms | 4700 | A |
| | $T_{vj} = 125$ °C; 10 ms | 4000 | A |
| i^2t | $T_{vj} = 25$ °C; 8,3 ... 10 ms | 110000 | A ² s |
| | $T_{vj} = 125$ °C; 8,3 ... 10 ms | 80000 | A ² s |
| V_T | $T_{vj} = 25$ °C; $I_T = 500$ A | max. 1,8 | V |
| $V_{T(TO)}$ | $T_{vj} = 125$ °C | max. 1 | V |
| r_T | $T_{vj} = 125$ °C | max. 1,6 | mΩ |
| $I_{DD}; I_{RD}$ | $T_{vj} = 125$ °C; $V_{RD} = V_{RRM}; V_{DD} = V_{DRM}$ | max. 40 | mA |
| t_{gd} | $T_{vj} = 25$ °C; $I_G = 1$ A; $di_G/dt = 1$ A/μs | 1 | μs |
| t_{gr} | $V_D = 0,67 * V_{DRM}$ | 2 | μs |
| $(di/dt)_{cr}$ | $T_{vj} = 125$ °C | max. 200 | A/μs |
| $(dv/dt)_{cr}$ | $T_{vj} = 125$ °C | max. 1000 | V/μs |
| t_q | $T_{vj} = 125$ °C | 50 ... 150 | μs |
| I_H | $T_{vj} = 25$ °C; typ. / max. | 150 / 400 | mA |
| I_L | $T_{vj} = 25$ °C; $R_G = 33$ Ω; typ. / max. | 300 / 1000 | mA |
| V_{GT} | $T_{vj} = 25$ °C; d.c. | min. 2 | V |
| I_{GT} | $T_{vj} = 25$ °C; d.c. | min. 150 | mA |
| V_{GD} | $T_{vj} = 125$ °C; d.c. | max. 0,25 | V |
| I_{GD} | $T_{vj} = 125$ °C; d.c. | max. 10 | mA |
| $R_{th(j-c)}$ | cont.; per thyristor / per module | 0,18 / 0,09 | K/W |
| $R_{th(j-c)}$ | sin. 180; per thyristor / per module | 0,19 / 0,095 | K/W |
| $R_{th(j-c)}$ | rec. 120; per thyristor / per module | 0,21 / 0,105 | K/W |
| $R_{th(c-s)}$ | per thyristor / per module | 0,1 / 0,05 | K/W |
| T_{vj} | | - 40 ... + 125 | °C |
| T_{stg} | | - 40 ... + 125 | °C |
| V_{isol} | a. c. 50 Hz; r.m.s.; 1 s / 1 min. | 3600 / 3000 | V~ |
| M_s | to heatsink | 5 ± 15 % ¹⁾ | Nm |
| M_t | to terminal | 5 ± 15 % | Nm |
| a | | 5 * 9,81 | m/s ² |
| m | approx. | 165 | g |
| Case | SKKT | A 21 | |
| | SKKH | A 22 | |

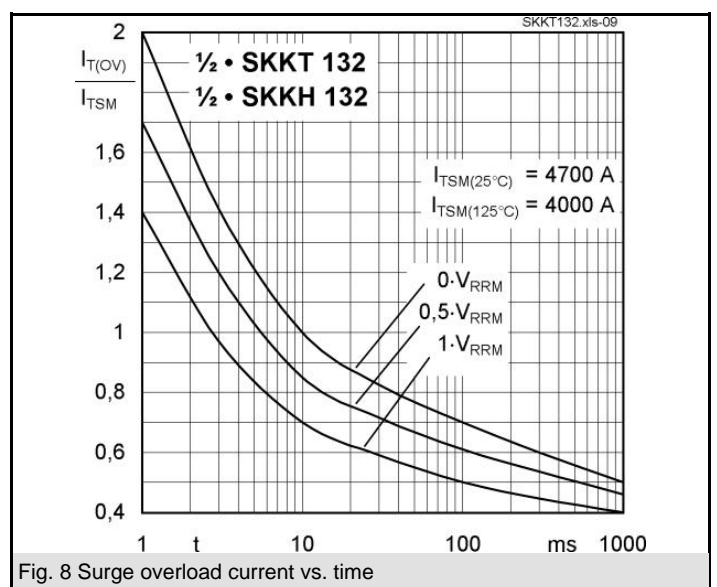
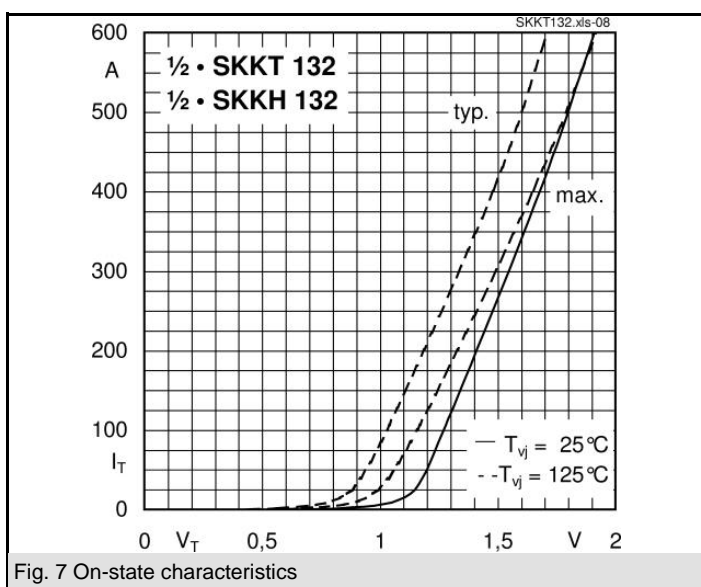
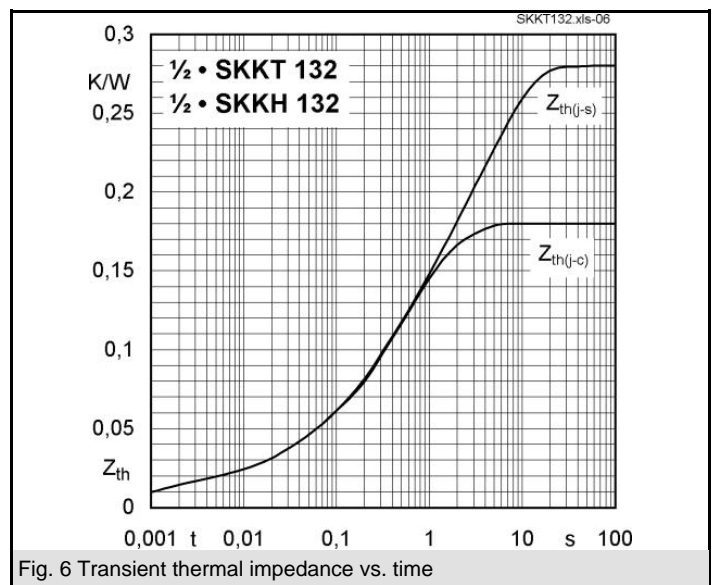
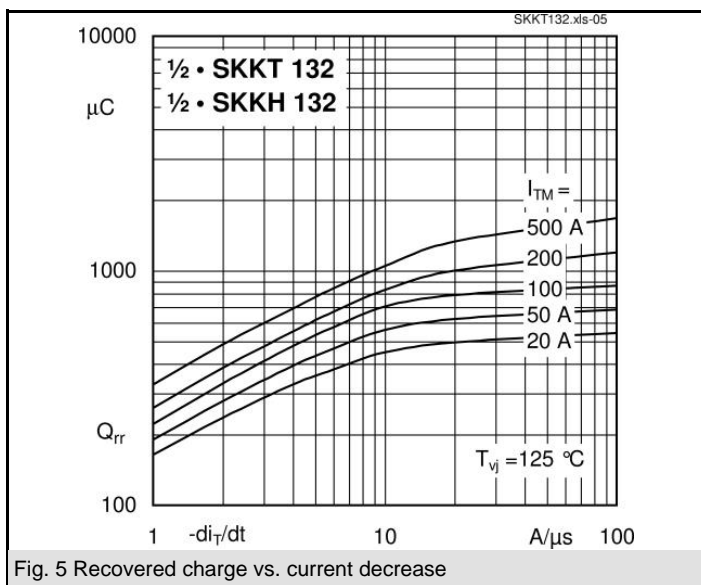
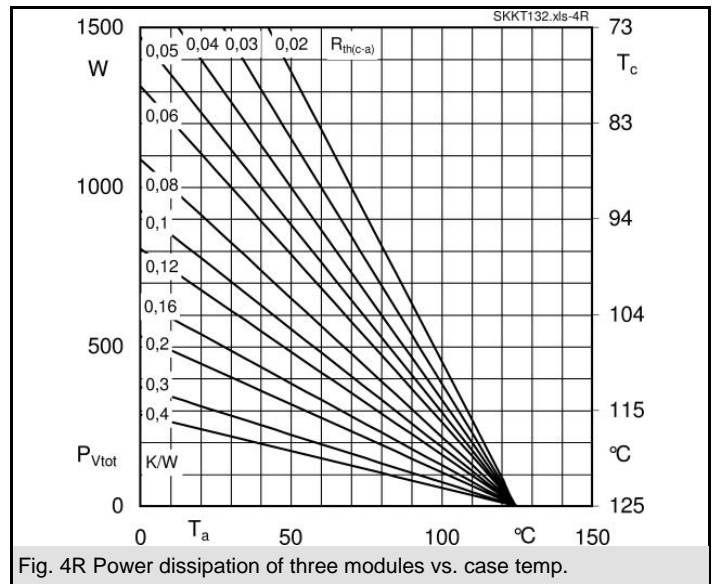
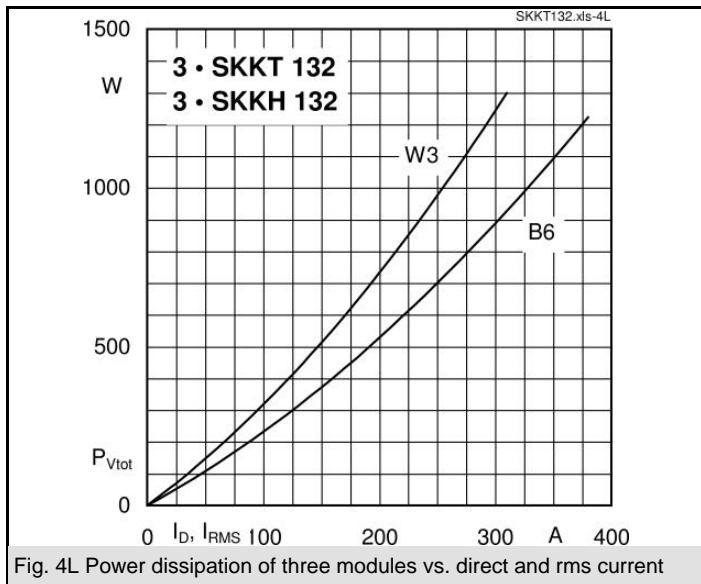


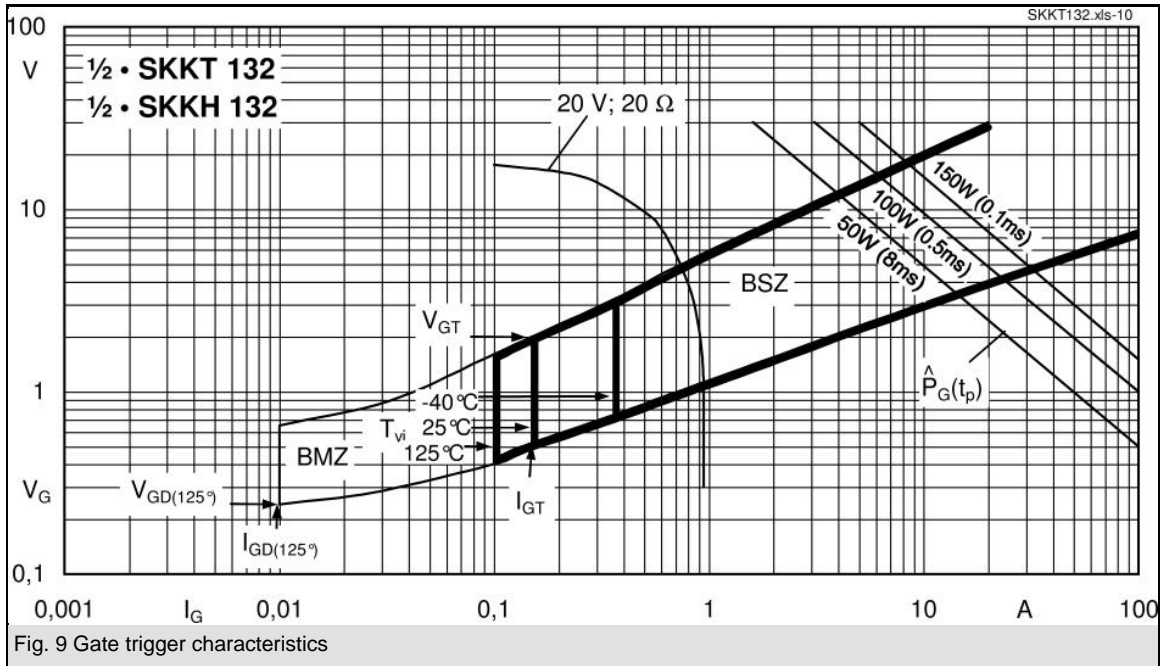
SKKT

SKKH



SKKT 132, SKKH 132





* The specifications of our components may not be considered as an assurance of component characteristics. Components have to be tested for the respective application. Adjustments may be necessary. The use of SEMIKRON

products in life support appliances and systems is subject to prior specification and written approval by SEMIKRON. We therefore strongly recommend prior consultation of our personal.