

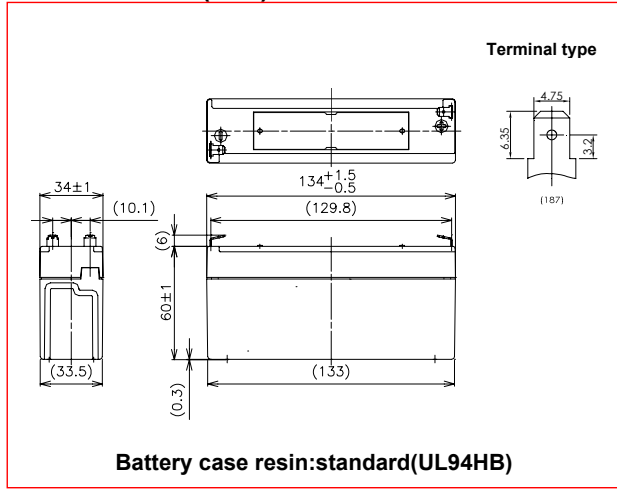
LC-R063R4

For main and standby power supplies
 Expected trickle life: 3~5 years at 25°C, approx. 5 years at 20°C



Contents indicated (including the recycle marking, etc) are subject to change without notice.

■ Dimensions(mm)



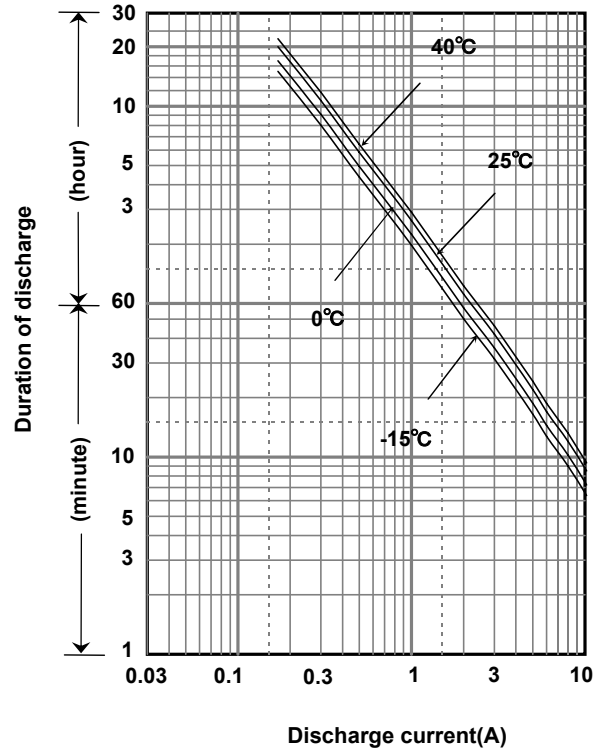
■ Specification

Nominal Voltage	6V	
Nominal Capacity(20HR)	3.4Ah	
Dimensions	Length	134 mm
	Width	34 mm
	Height	60 mm
	Total height	66 mm
Approx. Mass	0.60 kg	
Terminal	Faston 187	

■ Characteristics

Capacity (25 °C)	20 hour rate	3.4Ah
	10 hour rate	3.0Ah
	5 hour rate	2.7Ah
	1 hour rate	2.1Ah
Internal Resistance	Fully charged battery (25 °C)	30 mΩ
Temperature Dependency of Capacity (20 hour rate)	40 °C	102%
	25 °C	100%
	0 °C	85%
	-15 °C	65%
Self Discharge (25 °C)	After 3 months	91%
	After 6 months	82%
	After 12 months	64%

■ Duration of discharge vs. discharge current



■ Watt Table(25°C)

Cut-off V	(Wattage/Battery)																
	3min	5min	10min	15min	20min	30min	45min	1h	1.5h	2h	3h	4h	5h	6h	10h	20h	24h
4.8V	102	80.6	52.6	40.2	33.7	25.1	17.7	14.2	9.76	7.55	5.62	4.32	3.56	2.86	1.90	1.03	0.858
4.95V	94.8	75.6	51.6	39.9	33.1	24.9	17.6	14.2	9.56	7.49	5.59	4.29	3.54	2.85	1.89	1.03	0.856
5.1V	87.4	70.8	50.2	39.1	32.6	24.6	17.5	13.9	9.37	7.30	5.54	4.26	3.51	2.83	1.87	1.02	0.853
5.25V	77.7	63.4	46.5	36.4	30.9	24.0	17.2	13.6	9.17	7.04	5.45	4.23	3.48	2.80	1.86	1.02	0.850
5.4V	65.6	56.1	41.5	33.9	30.1	23.2	16.9	13.4	8.92	6.71	5.34	4.18	3.39	2.75	1.84	1.01	0.844

■ Ampere Table(25°C)

Cut-off V	(Ampere/Battery)																
	3min	5min	10min	15min	20min	30min	45min	1h	1.5h	2h	3h	4h	5h	6h	10h	20h	24h
4.8V	18.4	14.4	9.40	6.99	5.81	4.30	3.02	2.41	1.65	1.27	0.944	0.722	0.595	0.478	0.316	0.171	0.143
4.95V	17.0	13.6	9.21	6.94	5.71	4.25	3.00	2.41	1.62	1.27	0.940	0.718	0.590	0.476	0.315	0.171	0.143
5.1V	15.7	12.7	8.97	6.80	5.62	4.20	2.97	2.36	1.59	1.23	0.930	0.713	0.586	0.472	0.312	0.170	0.142
5.25V	14.0	11.4	8.31	6.33	5.34	4.11	2.93	2.31	1.55	1.19	0.916	0.708	0.581	0.467	0.310	0.170	0.142
5.4V	11.8	10.1	7.41	5.90	5.19	3.97	2.88	2.27	1.51	1.13	0.897	0.699	0.567	0.459	0.307	0.169	0.141

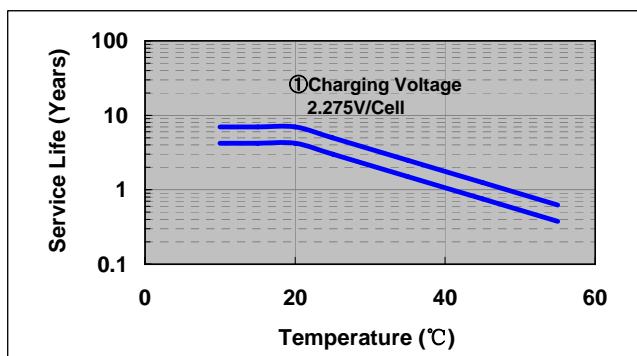
■ Charging Method (25°C)

Cycle use	Control voltage:7.25-7.45V;Initial current:1.36A or smaller
Trickle use	Control voltage:6.8-6.9V;Initial current:0.51A or smaller

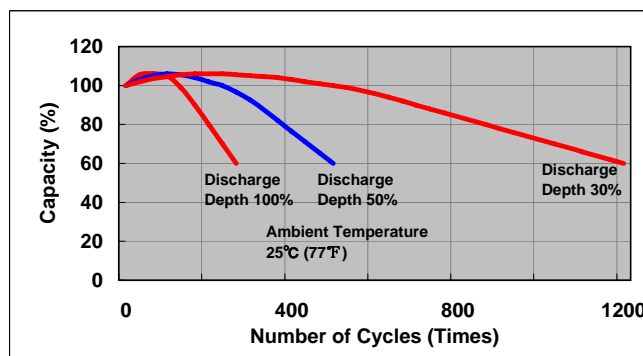
■ Cut off voltage

Discharge current	0.17A-0.68A	0.68A-1.7A	1.7A-3.4A	3.4A-6.8A	6.8A-10.2A
Cut off voltage(V)	5.25	5.1	4.95	4.65	4.35

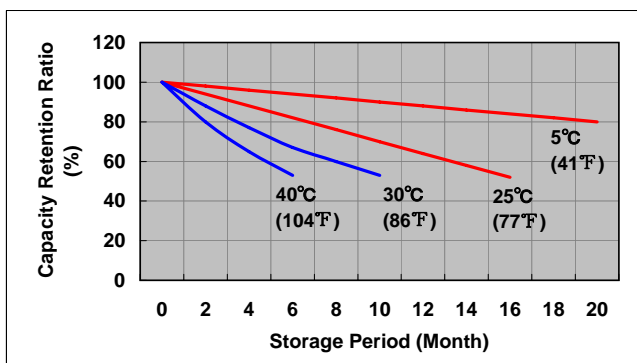
■ Influence of Temperature on Trickle life



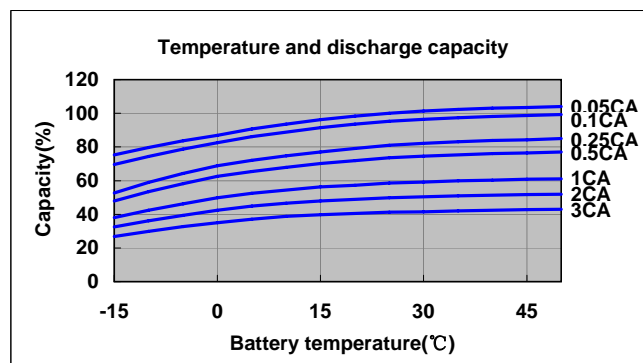
■ Cycle life vs. Depth of discharge



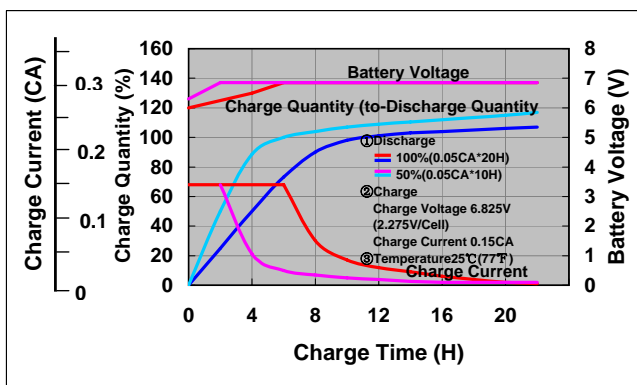
■ Residual capacity test result



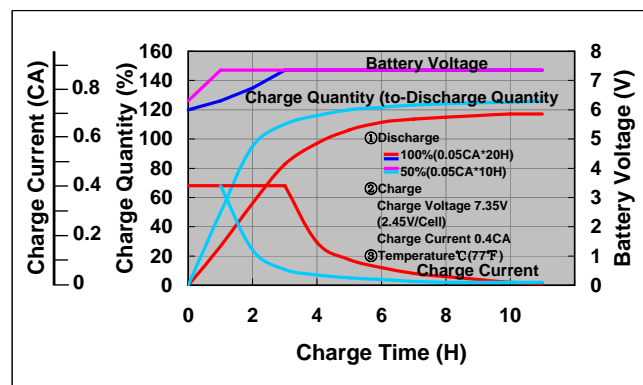
■ Discharge capacity by temperature and by discharge current



■ Constant-voltage constant-current charge characteristics for Trickle use



■ Constant-voltage constant-current charge characteristics for Cycle use



■ Discharge characteristics(25°C)

