

Smart Fiber Amplifier Units

E3NX-FA

CSM_E3NX-FA_DS_E_16_3

A Smart Fiber Amplifier Unit with Ultra-stable Detection and Ultra-easy Setup




- Improved basic performance with 1.5 times the sensing distance and approx. 1/10th the minimum sensing object.*
- Ultra-easy setup with Smart Tuning with a light intensity adjustment range expanded 20 times to 40,000:1. Optimum stable detection achieved with light intensity adjustment even for saturated incident light.
- White on black display characters for high visibility.
- Solution Viewer that shows the passing time and difference in incident levels and Change Finder that allows you to see display values even for fast workpieces.








* Compared to the E3X-HD.

For the most recent information on models that have been certified for safety standards, refer to your OMRON website.






 Refer to the *Safety Precautions* on page 17.

Ordering Information

Fiber Amplifier Units (Dimensions → pages 19 and 20)

Type	Connecting method	Appearance	Inputs/outputs	Model	
				NPN output	PNP output
Standard models	Pre-wired (2 m)		1 output	E3NX-FA11 2M	E3NX-FA41 2M
				E3NX-FA11-5 2M *1	---
	Wire-saving Connector		1 output	E3NX-FA6	E3NX-FA8
Advanced models	Pre-wired (2 m)		2 outputs + 1 input	E3NX-FA21 2M	E3NX-FA51 2M
			1 output + 1 input	E3NX-FA7	E3NX-FA9
	Wire-saving Connector		2 outputs	E3NX-FA7TW	E3NX-FA9TW
			1 output + 1 input	E3NX-FA24	E3NX-FA54
M8 Connector		2 outputs	---	E3NX-FA54TW	

*1. This type can prevent mutual interference for two units in the SHS2 mode.





Type	Connecting method	Appearance	Inputs/outputs	Model	
				NPN output	PNP output
Infrared models	Pre-wired (2 m)		1 output	E3NX-FAH11 2M	E3NX-FAH41 2M
	Wire-saving Connector		1 output	E3NX-FAH6	E3NX-FAH8
Analog output models	Pre-wired (2 m)		2 outputs	E3NX-FA11AN 2M	E3NX-FA41AN 2M
Model for Sensor Communications Unit *2	Connector for Sensor Communications Unit		---	E3NX-FA0	
	Connector for Sensor Communications Unit Pre-wired (2 m)		1 output	E3NX-FA10 2M	E3NX-FA40 2M

*2. A Sensor Communications Unit is required if you want to use the Fiber Amplifier Unit on a network.

Accessories (Sold Separately)



Wire-saving Connectors (Required for models for Wire-saving Connectors.) (Dimensions → page 21)

Connectors are not provided with the Fiber Amplifier Unit and must be ordered separately. Note: Protective stickers are provided.

Type	Appearance	Cable length	No. of conductors	Model	Applicable Fiber Amplifier Units
Master Connector		2 m	4	E3X-CN21	E3NX-FA7 E3NX-FA7TW E3NX-FA9 E3NX-FA9TW
Slave Connector			2	E3X-CN22	
Master Connector			3	E3X-CN11	E3NX-FA6 E3NX-FA8 E3NX-FAH6 E3NX-FAH8
Slave Connector			1	E3X-CN12	

Sensor I/O Connectors (Required for models for M8 Connectors.) (Dimensions → page 21)

Connectors are not provided with the Fiber Amplifier Unit and must be ordered separately.

Size	Cable	Appearance	Cable type		Model
M8	Standard cable	Straight 	2m	4-wire	XS3F-M421-402-A
			5m		XS3F-M421-405-A
		L-shaped 	2m		XS3F-M422-402-A
			5m		XS3F-M422-405-A