

## Overload relay 16 - 24A

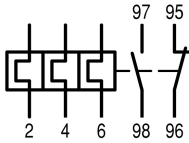
**Part no.** ZB65-24

**Article no.** 278457



Powering Business Worldwide™

### Delivery programme

Product range			Overload relay ZB up to 150 A
Frame size			ZB65
Phase-failure sensitivity			IEC/EN 60947, VDE 0660 Part 102
Description			Test/off button Reset pushbutton manual/auto Trip-free release
Mounting type			Direct mounting
	$I_r$	A	16 - 24
Contact sequence			
Auxiliary contacts			
N/O = Normally open			1 N/O
N/C = Normally closed			1 N/C
For use with			DILM40, DILM50, DILM65, DILM72, DILMF40, DILMF50, DILMF65, DIULM40, DIULM50, DIULM65, SDAINLM70, SDAINLM90, SDAINLM115
Short-circuit protection			
Type "1" coordination	gG/gL	A	63
Type "2" coordination	gG/gL	A	50

#### Notes

Overload release: tripping class 10 A

Short-circuit protection: Observe the maximum permissible fuse of the contactor with direct device mounting.

Suitable for protection of Ex e-motors.



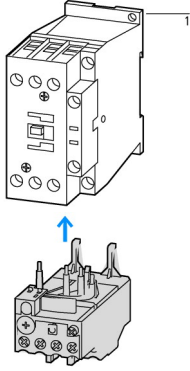
II (2) GD

PTB 10 ATEX 3010

Observe manual MN03407005Z-DE/EN.

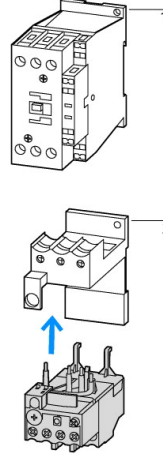
## Notes

Fitted directly to the contactor



1 Contactor  
2 Bases

Separate mounting



## Approvals

Product Standards  
UL File No.  
UL CCN  
CSA File No.  
CSA Class No.  
NA Certification  
Specially designed for NA  
Suitable for  
Max. Voltage Rating  
Degree of Protection

UL 508; CSA-C22.2 No. 14; IEC/EN 60947-4-1; IEC/EN 60947-5-1; CE marking  
E29184  
NKCR  
12528  
3211-03  
UL listed, CSA certified  
No  
Branch circuits  
600 V AC  
IEC: IP00, UL/CSA Type: -

## General

Standards			IEC/EN 60947, VDE 0660, UL, CSA
Climatic proofing			Damp heat, constant to IEC 60068-2-78 Damp heat, cyclic to IEC 60068-2-30
Ambient temperature		°C	
			Operating range to IEC/EN 60947 PTB: -5 °C - +55 °C
Open		°C	- 25 - 55
Enclosed		°C	- 25 - 40
Temperature compensation			Continuous
Weight		kg	0.25
Mechanical shock resistance		g	10 Sinusoidal Shock duration 10 ms
Protection type			IP00
Protection against direct contact when actuated from front (EN 50274)			Finger- and back-of-hand proof

## Main conducting paths

Rated impulse withstand voltage	$U_{imp}$	V AC	6000
Overvoltage category/pollution degree			III/3
Rated insulation voltage	$U_i$	V	690
Rated operational voltage	$U_e$	V AC	690
Safe isolation to VDE 0106 Part 101 and Part 101/A1			
Between auxiliary contacts and main contacts		V AC	440
Between main circuits		V AC	440
Temperature compensation residual error > 40°C			$\frac{\Delta I}{I} 0.25\%/K$
Current heat loss (3 conductors)			
Lower value of the setting range		W	3
Maximum setting		W	7.5
Terminal capacities		mm <sup>2</sup>	
Solid		mm <sup>2</sup>	2 x (1 - 16) for use with ZB65-XEZ base: max. 1 x (1 - 16)