

- FIBER SENSORS
- LASER SENSORS
- PHOTOELECTRIC SENSORS
- MICRO PHOTOELECTRIC SENSORS
- AREA SENSORS
- LIGHT CURTAINS / SAFETY COMPONENTS
- PRESSURE / FLOW SENSORS
- INDUCTIVE PROXIMITY SENSORS
- PARTICULAR USE SENSORS
- SENSOR OPTIONS
- SIMPLE WIRE-SAVING UNITS
- WIRE-SAVING SYSTEMS
- MEASUREMENT SENSORS
- STATIC ELECTRICITY PREVENTION DEVICES
- LASER MARKERS
- PLC
- HUMAN MACHINE INTERFACES
- ENERGY CONSUMPTION VISUALIZATION COMPONENTS
- FA COMPONENTS
- MACHINE VISION SYSTEMS
- UV CURING SYSTEMS

- Selection Guide
- Amplifier Built-in
- Amplifier-separated
- HG-C
- EX-L200

HIGH PRECISION

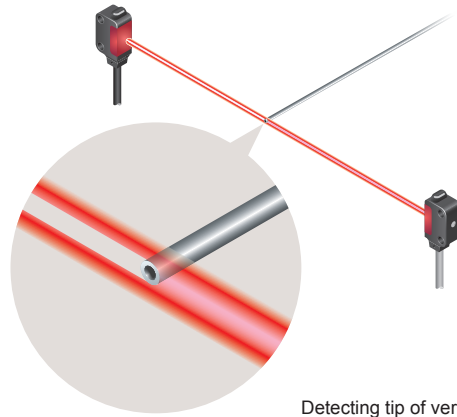
Highly accurate detection **EX-L211/L221**

Suitable for positioning and minute object detection

A repeatability of 0.02 mm **0.0008 in** or less at a range of from 100 to 200 mm **3.937 to 7.874 in** makes this type best suitable for positioning applications (**EX-L221**). Moreover, it boasts a top-class detection precision in the compact laser sensor category with the gold wire of $\varnothing 0.01$ mm **$\varnothing 0.0004$ in**.

Model No. (Minute object detection type)	Minimum sensing object (Typical)	Repeatability (Typical)
EX-L211 (Thru-beam type)	$\varnothing 0.3$ mm $\varnothing 0.012$ in	0.01 mm 0.0004 in or less
EX-L221 (Spot reflective type)	$\varnothing 0.01$ mm $\varnothing 0.0004$ in	0.02 mm 0.0008 in or less

* Typical values when the sensitivity adjuster is optimally adjusted.




Detecting tip of very thin pipe

Dependable technology yields high precision

Incorporating a high-precision aspheric glass lens

Light aberrations are reduced and a high definition laser spot is possible by incorporating a molded aspheric glass lens.



The secret to high precision
Molded aspheric glass lenses

Small receiver aperture for precision detection

EX-L211/L212

Errant beams are eliminated by the $\varnothing 0.5$ mm **$\varnothing 0.020$ in** receiver aperture. Only beams entering the aperture are used, making for high-precision sensing.




The secret to high precision
 $\varnothing 0.5$ mm
 $\varnothing 0.020$ in
slit

Stable convergent distance sensing

For sensing when background object presents

Due to convergent distance sensing, the background has very little effect, enabling stable sensing. Sensitivity adjuster allows you to adjust sensitivity to avoid sensing background objects when the distance between the workpiece and background objects is small.

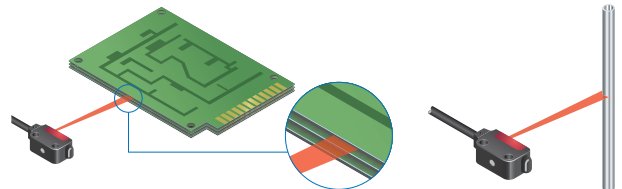


Sensitivity adjuster

For sensing thin, glossy or curved-surface workpieces (Line spot type EX-L262)

EX-L261/L262

Able to sense glossy or curved-surface workpieces, such as PCB and metallic pipes, due to a wide line laser beam.

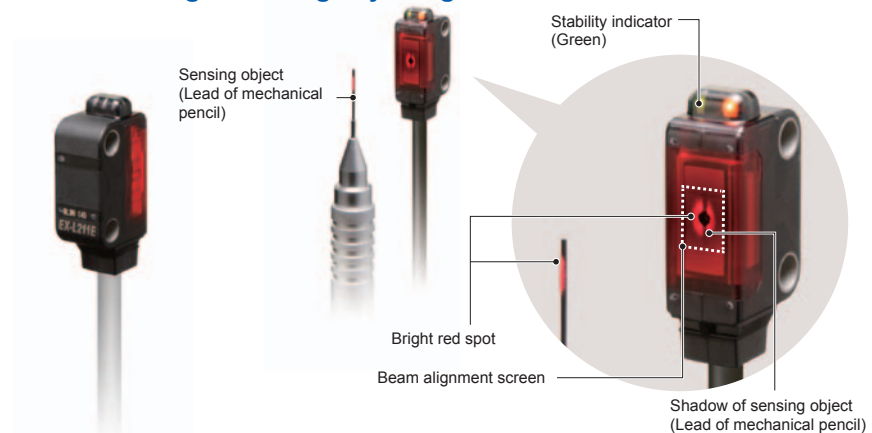


For sensing unevenly-colored workpieces

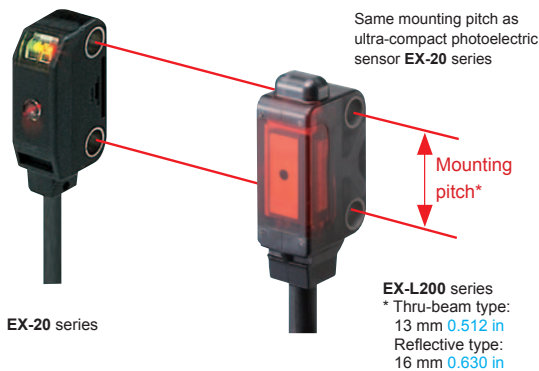
Able to reliably sense unevenly-colored workpieces.

EASY ALIGNMENT**Easy beam-axis alignment****EX-L211/L212****Visual positioning is easy due to silhouetting a sensing object against a receiver.**

Visually confirm the optimal receiver position, adjusting the beam axis by aligning the objects while watching the red spot on the beam alignment screen. The diagram on the right shows an example with the lead of a mechanical pencil being detected through visual adjustment.

**EASY SETTING****Same mounting pitch as ultra-compact photoelectric sensor**

EX-L200 series has the same mounting pitch as ultra-compact photoelectric sensor **EX-20** series so that the time taken in designing is saved.

**ENVIRONMENTAL RESISTANCE****Strong against water and dust with protection structure IP67**


The sensor can be used even in environment where water or dust present because of its protection structure IP67.

**EASY TO USE****M3 screw used for secure tightening**

The mounting holes have metal sleeves inserted to prevent damage to the sensor due to over tightening of the screws. (Tightening torque: 0.5 N·m)

Conductor thickness 1.5 times increased to make wiring easier

The lead wire conductor's thickness is increased to 0.15 mm² from 0.1 mm² of the conventional ultra-compact photoelectric sensor. This makes it easier to perform crimping work on the cables for better workability. In addition, the tensile strength of the crimping area has become stronger.

**Sensitivity adjuster (excluding EX-L212□)**


A sensitivity adjuster of world smallest size is incorporated to offer strong performance in minute detection or high precision detection.

Low current consumption

The laser light source contributes to low current consumption, as it is approx. 5 mA lower than a LED light source.

Switchable output operation

The output operation switching input enables the switching of Light-ON or Dark-ON in one unit. This prevents ordering mistake and reduces the maintenance of spare parts.



FIBER SENSORS

LASER SENSORS

PHOTOELECTRIC SENSORS

MICRO PHOTOELECTRIC SENSORS

AREA SENSORS

LIGHT CURTAINS / SAFETY COMPONENTS

PRESSURE / FLOW SENSORS

INDUCTIVE PROXIMITY SENSORS

PARTICULAR USE SENSORS

SENSOR OPTIONS

SIMPLE WIRE-SAVING UNITS

WIRE-SAVING SYSTEMS

MEASUREMENT SENSORS

STATIC ELECTRICITY PREVENTION DEVICES

LASER MARKERS

PLC

HUMAN MACHINE INTERFACES

ENERGY CONSUMPTION VISUALIZATION COMPONENTS

FA COMPONENTS

MACHINE VISION SYSTEMS

UV CURING SYSTEMS

Selection Guide

Amplifier Built-in
Amplifier-separated**HG-C****EX-L200**