

**Features**

**2 Pole Changeover (DPDT)  
30 A Power relay**

**66.22 PCB connections & mount**  
**66.82 Faston 250 connections - Flange mount**

- Reinforced insulation between coil and contacts according to EN 60335-1; 8 mm creepage and clearance distances
- AC coils & DC coils
- Cadmium Free option available
- ATEX compliant (EX nC) option available

**66.22**

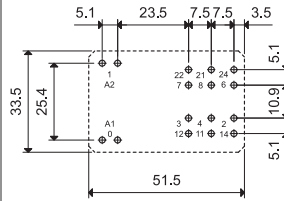
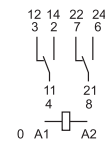
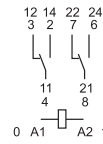


- 30 A rated contacts
- PCB mount - bifurcated terminals

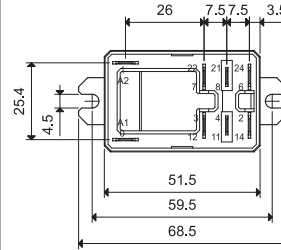
**66.82**



- 30 A rated contacts
- Flange mount
- Faston 250 connections



Copper side view



For outline drawing see page 7

FOR UL RATINGS SEE:  
"General technical information" page V

**Contact specification**

Contact configuration		2 CO (DPDT)	2 CO (DPDT)
Rated current/Maximum peak current	A	30/50 (NO) - 10/20 (NC)	30/50 (NO) - 10/20 (NC)
Rated voltage/Maximum switching voltage V AC		250/440	250/440
Rated load AC1	VA	7,500 (NO) - 2,500 (NC)	7,500 (NO) - 2,500 (NC)
Rated load AC15 (230 V AC)	VA	1,200 (NO)	1,200 (NO)
Single phase motor rating (230 V AC)	kW	1.5 (NO)	1.5 (NO)
Breaking capacity DC1: 30/110/220 V	A	25/0.7/0.3 (NO)	25/0.7/0.3 (NO)
Minimum switching load	mW (V/mA)	1,000 (10/10)	1,000 (10/10)
Standard contact material		AgCdO	AgCdO

**Coil specification**

Nominal voltage (U <sub>N</sub> )	V AC (50/60 Hz)	6 - 12 - 24 - 110/115 - 120/125 - 230 - 240
	V DC	6 - 12 - 24 - 110 - 125
Rated power AC/DC	VA (50 Hz)/W	3.6/1.7
Operating range	AC	(0.8...1.1)U <sub>N</sub>
	DC	(0.8...1.1)U <sub>N</sub>
Holding voltage	AC/DC	0.8 U <sub>N</sub> /0.5 U <sub>N</sub>
Must drop-out voltage	AC/DC	0.2 U <sub>N</sub> /0.1 U <sub>N</sub>

**Technical data**

Mechanical life AC/DC	cycles	10 · 10 <sup>6</sup>	10 · 10 <sup>6</sup>
Electrical life at rated load AC1	cycles	100 · 10 <sup>3</sup>	100 · 10 <sup>3</sup>
Operate/release time	ms	8/15	8/15
Insulation between coil and contacts (1.2/50 μs)	kV	6 (8 mm)	6 (8 mm)
Dielectric strength between open contacts	V AC	1,500	1,500
Ambient temperature range	°C	-40...+70	-40...+70
Environmental protection		RT II	RT II

**Approvals** (according to type)



**Features**

2 Pole NO (DPST-NO)  
30 A Power relay

- 66.22-x300 PCB mount
- 66.82-x300 Faston 250 connections - Flange mount

- Reinforced insulation between coil and contacts according to EN 60335-1; 8 mm creepage and clearance distances
- AC coils & DC coils
- Cadmium Free option available
- ATEX compliant (EX nC) option available

**66.22-x30x**

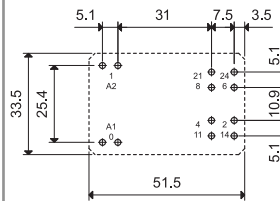
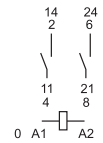
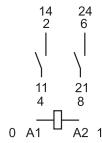


- 30 A rated contacts
- PCB mount - bifurcated terminals

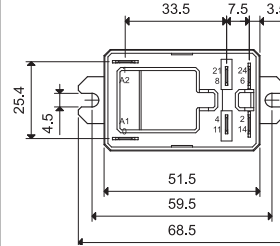
**66.82-x30x**



- 30 A rated contacts
- Flange mount
- Faston 250 connections



Copper side view



For outline drawing see page 7

FOR UL RATINGS SEE:  
"General technical information" page V

<b>Contact specification</b>			
Contact configuration		2 NO (DPST-NO)	2 NO (DPST-NO)
Rated current/Maximum peak current	A	30/50	30/50
Rated voltage/Maximum switching voltage	V AC	250/440	250/440
Rated load AC1	VA	7,500	7,500
Rated load AC15 (230 V AC)	VA	1,200	1,200
Single phase motor rating (230 V AC)	kW	1.5	1.5
Breaking capacity DC1: 30/110/220 V	A	25/0.7/0.3	25/0.7/0.3
Minimum switching load	mW (V/mA)	1,000 (10/10)	1,000 (10/10)
Standard contact material		AgCdO	AgCdO
<b>Coil specification</b>			
Nominal voltage (U <sub>N</sub> )	V AC (50/60 Hz)	6 - 12 - 24 - 110/115 - 120/125 - 230 - 240	
	V DC	6 - 12 - 24 - 110 - 125	
Rated power AC/DC	VA (50 Hz)/W	3.6/1.7	3.6/1.7
Operating range	AC	(0.8... 1.1)U <sub>N</sub>	(0.8... 1.1)U <sub>N</sub>
	DC	(0.8... 1.1)U <sub>N</sub>	(0.8... 1.1)U <sub>N</sub>
Holding voltage	AC/DC	0.8 U <sub>N</sub> /0.5 U <sub>N</sub>	0.8 U <sub>N</sub> /0.5 U <sub>N</sub>
Must drop-out voltage	AC/DC	0.2 U <sub>N</sub> /0.1 U <sub>N</sub>	0.2 U <sub>N</sub> /0.1 U <sub>N</sub>
<b>Technical data</b>			
Mechanical life AC/DC	cycles	10 · 10 <sup>6</sup>	10 · 10 <sup>6</sup>
Electrical life at rated load AC1	cycles	100 · 10 <sup>3</sup>	100 · 10 <sup>3</sup>
Operate/release time	ms	8/10	8/10
Insulation between coil and contacts (1.2/50 μs)	kV	6 (8 mm)	6 (8 mm)
Dielectric strength between open contacts	V AC	1,500	1,500
Ambient temperature range	°C	-40...+70	-40...+70
Environmental protection		RT II	RT II
<b>Approvals</b> (according to type)			