




Low Voltage Switch Gear

Selection Guide		H-2
J7KNA-AR	Mini Contactor Relays 4-pole	H-7
J7KNA	Mini Motor Contactor	H-15
J7KN	Motor Contactor	H-27
J7TKN	Thermal Overload Relay	H-57
J7MN	Motor Protection Circuit Breaker (MPCB)	H-69
Appendix		H-83

Low Voltage Switch Gear

Classification	Mini Contactor Relays		Mini Motor Contactors	
Model	J7KNA - AR	J7KNA	J7KNA-4	
	4-pole	3-pole	4-pole	
Appearance				
Remarks	AC and DC operated 4-, 6- and 8-contacts in different configurations Positively guided contacts Screw fixing and snap fitting (DIN rail)	AC and DC operated 3 main poles 1 auxiliary contact integrated (1NO or 1NC)	AC operated 4 main poles	
Accessoires	Auxiliar contact modules	Auxiliar contact modules Suppressors Link module MPCB - contactor	Auxiliar contact modules Suppressors Link module MPCB - contactor	
Maximum power (AC3-380/415V)	No	4 kW; 5,5 kW	4 kW	
Rated current (AC3-380/415V)	10 A (I th2)	9/12 A	9 A	
AC operated	Yes	Yes	Yes	
DC operated	Yes	Yes	No	
4 - pole version	Yes	No	Yes	
Auxiliary contacts included	No	1NO or 1NC	No	
Auxiliary contacts front mounting	1NO/1NC 0NO/2NC 2NO/2NC 4NO/0NC	1NO/1NC 0NO/2NC 2NO/2NC	1NO/1NC 0NO/2NC 2NO/2NC	
Auxiliary contacts side mounting	No	No	No	
Mechanical life span (AC operated)	5 Mio.	5 Mio.	5 Mio.	
Mechanical life span (DC operated)	15 Mio.	15 Mio.	15 Mio.	
Setting range (in A)	No	No	No	
Page No.	H-7	H-15	H-15	