

DATASHEET

NIHON INTER ELECTRONICS CORPORATION

PC1008 5L07

OTHER SYMBOLS:

PC10085L07, PC1008 5L07

**RGB ELEKTRONIKA AGACIAK CIACIEK
SPÓŁKA JAWNA**

Jana Długosza 2-6 Street
51-162 Wrocław
Poland

✉ biuro@rgbelektronika.pl

☎ +48 71 325 15 05



www.rgbelektronika.pl



www.rgbautomatyka.pl

YOUR PARTNER IN MAINTENANCE

Repair **this product** with RGB ELEKTRONIKA

[ORDER A DIAGNOSIS »](#)



At our premises in Wrocław, we have a fully equipped servicing facility. Here we perform all the repair works and test each later sold unit. Our trained employees, equipped with a wide variety of tools and having several testing stands at their disposal, are a guarantee of the highest quality service.

Buy **this product** at RGB AUTOMATYKA

[BUY »](#)

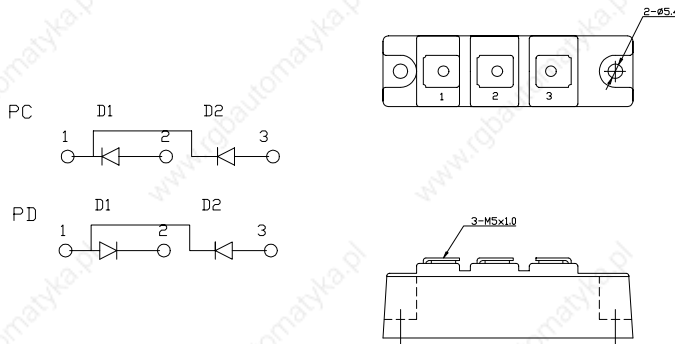
DIODE MODULE 100A/800V

PC1008
PD1008
FEATURES

- * Isolated Base
- * Dual Diodes Cathode Common and Cascaded Circuit
- * High Surge Capability
- * UL Recognized, File No. E187184

TYPICAL APPLICATIONS

- * Rectified For General Use

OUTLINE DRAWING

Maximum Ratings

Approx Net Weight:155g

Parameter	Symbol	Type / Grade	Unit
		PC1008 / PD1008	
Repetitive Peak Reverse Voltage *1	V_{RRM}	800	V
Non Repetitive Peak Reverse Voltage *1	V_{RSM}	960	

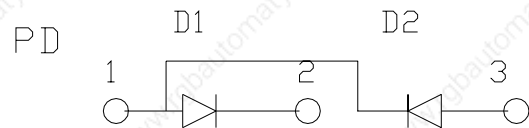
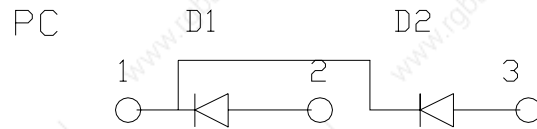
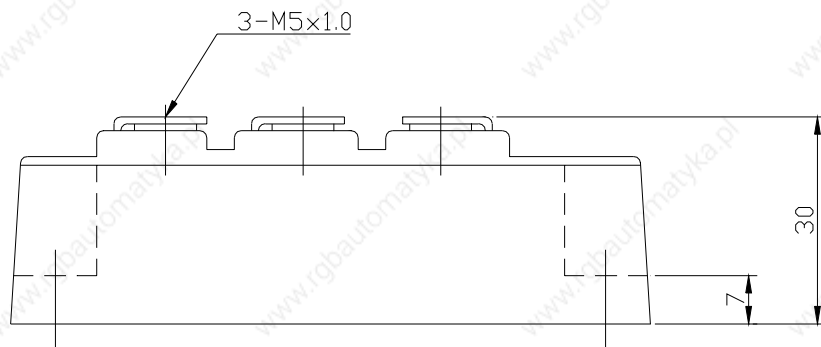
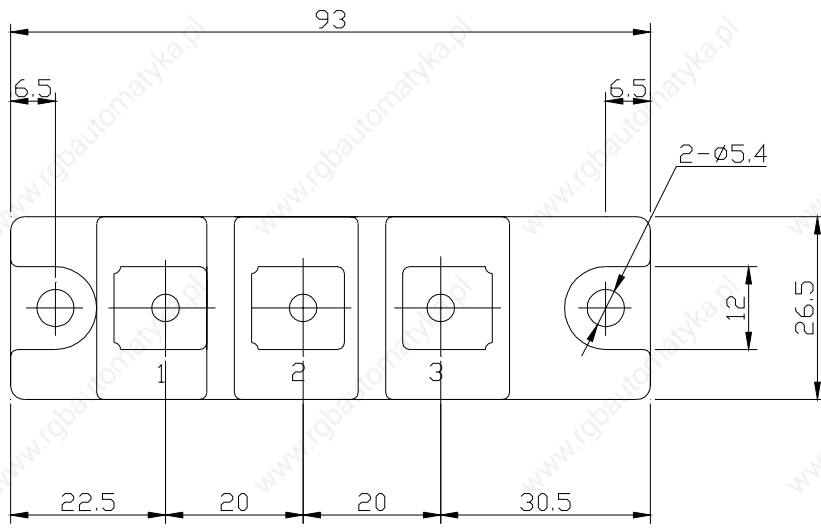
Parameter		Conditions	Max Rated Value	Unit
Average Rectified Output Current *1	$I_{O(AV)}$	50Hz Half Sine Wave condition $T_c=105^{\circ}C$	100	A
RMS Forward Current *1	$I_{F(RMS)}$		156	A
Surge Forward Current *1	I_{FSM}	50 Hz Half Sine Wave, 1Pulse Non-repetitive	2000	A
I Squared t *1	I^2t	2msec to 10msec	20000	A^2s
Operating Junction Temperature Range	T_{jw}		-40 to +150	$^{\circ}C$
Storage Temperature Range	T_{stg}		-40 to +125	$^{\circ}C$
Isolation Voltage	V_{iso}	Base Plate to Terminals, AC1min	2000	V
Mounting torque	Case mounting	F_{tor}	M5 Screw	2.4 to 2.8
	Terminals		M5 Screw	2.4 to 2.8

Electrical • Thermal Characteristics

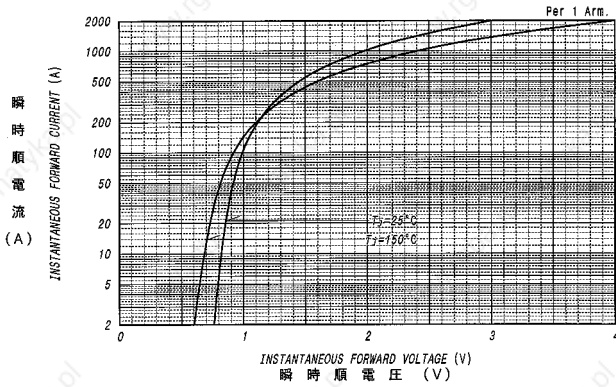
Characteristics	Symbol	Test Conditions	Max.	Unit
Peak Reverse Current *1	I_{RM}	$V_{RM}= V_{RRM}, T_j= 150^{\circ}C$	20	mA
Peak Forward Voltage *1	V_{FM}	$I_{FM}= 320A, T_j=25^{\circ}C$	1.25	V
Thermal Resistance *1	$R_{th(j-c)}$	Junction to Case	0.3	$^{\circ}C/W$
	$R_{th(c-f)}$	Base Plate to Heat Sink with Thermal Compound	0.2	

*1: Value Per 1Arm

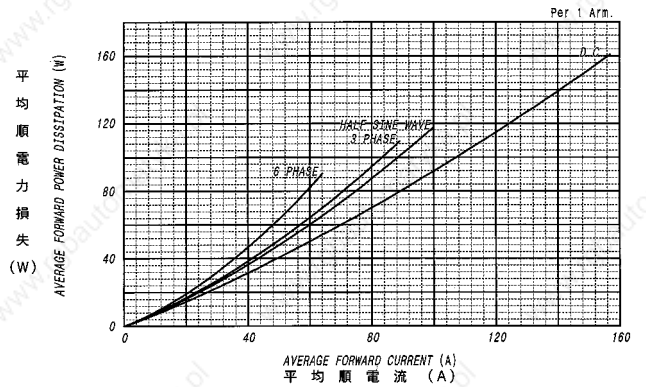
PC/PD1008 OUTLINE DRAWING (Dimensions in mm)



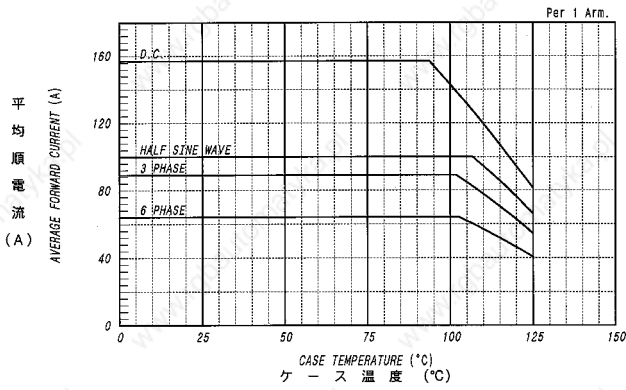
順電圧特性
FORWARD CURRENT VS. VOLTAGE



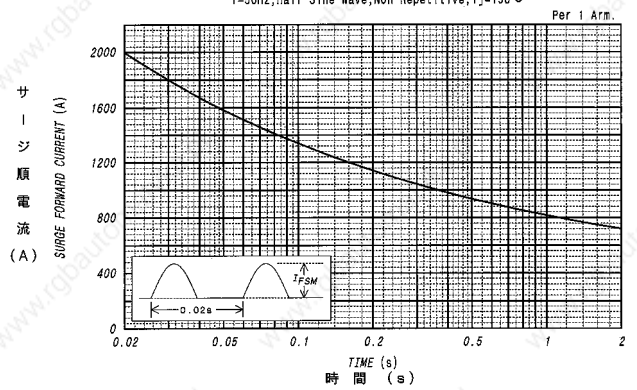
平均順電力損失特性
AVERAGE FORWARD POWER DISSIPATION



平均順電流 - ケース温度定格
AVERAGE FORWARD CURRENT VS. CASE TEMPERATURE



サージ順電流定格
SURGE CURRENT RATINGS
f=50Hz, Half Sine Wave, Non-Repetitive, Tj=150°C



過渡熱抵抗特性
MAXIMUM TRANSIENT THERMAL IMPEDANCE
Junction to Case

