



SIMATIC NET,
 DP/AS-INTERFACE LINK ADVANCED;
 GATEWAY PROFIBUS DP/AS-INTERFACE WITH MASTER
 PROFILE M3,
 M4 ACC. TO EXTENDED AS-I SPEC. V3.0 FOR
 INTEGRATION IN PROFIBUS DP;
 DOUBLE MASTER WITH DISPLAY;
 DEGREE OF PROTECTION IP20.

General technical data:

Product designation	PROFIBUS DP/AS-Interface Link	
Product-type designation	DP/AS-i LINK Advanced (double master)	
Protection class IP	IP20	
Version of electrical connection / of the AS-Interface	Screw-type connection	
Type of voltage supply	via AS-i or external 24 V supply	
Operating condition / separate power supply 24 V	No	
Supply voltage / from optional external supply voltage / for DC	V	24
Consumed current		
<ul style="list-style-type: none"> from profile conductors of the AS-interface 		
<ul style="list-style-type: none"> at 30 V / maximum 	mA	250
<ul style="list-style-type: none"> at 24 V / with AS-i Power24V / maximum 	mA	250
Resistive loss	W	7.5
Insulation voltage / rated value	V	500
Product function / adapted for AS-i Power24V	Yes	
<ul style="list-style-type: none"> comment 	from product status 4 / firmware V2.2	
Product feature / redundancy capability	Yes	
<ul style="list-style-type: none"> comment 	in connection with Y-Link	
Product function / web-based management	Yes	
Product function / diagnosis via E-mail	Yes	

Product function / floating	Yes
<ul style="list-style-type: none"> • as status display by LED • as status indication through display 	SF, BF, ON, APF, CER, AUP, CM LCD display, full graphic, backlighting, 128 x 64 pixels
Type of projection / of the AS-interface	Operator display, integrated web server, STEP7, GSD, command interface

Communication:

Version / of the AS-interface specification	V 3.0
AS-interface masterprofile / is supported	M4 (in acc. with AS-interface specification V 3.0)
Type of data transmission	PROFIBUS
Number of interfaces	
<ul style="list-style-type: none"> • as AS-interface • according to RS 485 • according to Industrial Ethernet • according to PROFINET • according to wireless • according to USB • others 	2 1 1 0 0 0 2
Product component / optical interface	No
Protocol / is supported	
<ul style="list-style-type: none"> • ASIsafe(Safety at work) protocol • PROFI-safe protocol • PROFIBUS protocol • PROFINET IO protocol • PROFINET CBA protocol • TCP/IP • SNMP 	No No Yes No No Yes Yes
Standard for wireless communication / IEEE 802.11	No

Ein- und Ausgänge:

Number of inputs / for AS Interface / maximum	496
Number of outputs / for AS Interface / maximum	496
Number of AS-i slaves / per AS-Interface / maximum	62
Bus cycle time / of the AS-interface	
<ul style="list-style-type: none"> • at 31 slaves • at 62 slaves 	ms 5 ms 10
Access to digital I/O data	via process diagram/peripheral addresses and data record transfer
Access to analog I/O data	via process diagram/peripheral addresses and data record transfer

Mechanical design:

Width	mm	90
Height	mm	132
Depth	mm	88.5
Mounting type	snap-on fastening on 35 mm standard rail	
Module format	IP20	

Ambient conditions:

Ambient temperature		
• if installed on horizontal mounting rail / during operation	°C	0 ... 60
• during transport	°C	-30 ... +70
• during storage	°C	-30 ... +70
Relative humidity / at 25 °C / during operating / maximum	%	95
Installation altitude / at a height over sea level / maximum	m	3,000

Safety:

Acceptability for application / safety-related function		No
Explosion protection marking / for intrinsic safety of related operating resources		
• EEX ia		No
• EEX ib		No
Explosion protection category for gas		none
Explosion protection category for dust		none

Certificates/approvals:

General Product Approval	EMC	For use in hazardous locations	Shipping Approval
			
			

Further information:

Information- and Downloadcenter (Catalogs, Brochures,...)

<http://www.siemens.com/industrial-controls/catalogs>

Industry Mall (Online ordering system)

<http://www.siemens.com/industrial-controls/maill>

Cax online generator:

<http://www.siemens.com/cax>

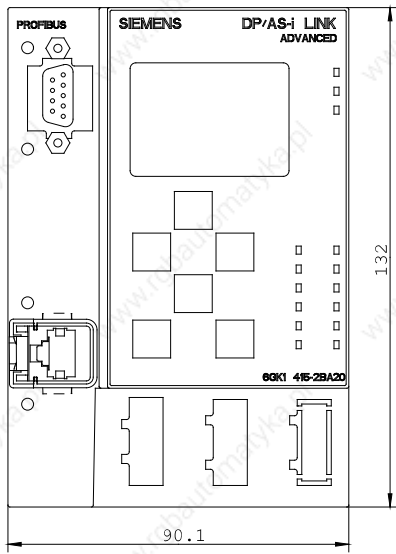
Service&Support (Manuals, Certificates, Characteristics, FAQs,...)

<http://support.automation.siemens.com/WW/view/en/6GK1415-2BA20/all>

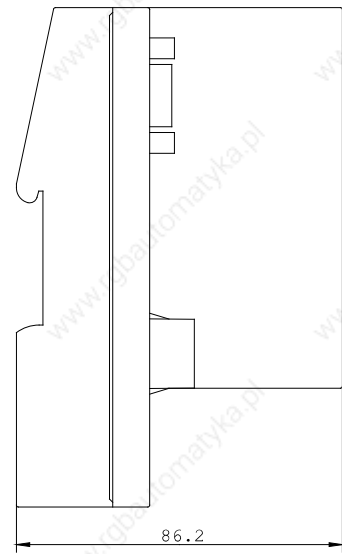
Image database (product images, 2D dimension drawings, 3D models, device circuit diagrams, ...)

http://www.automation.siemens.com/bilddb/cax_en.aspx?mlfb=6GK1415-2BA20

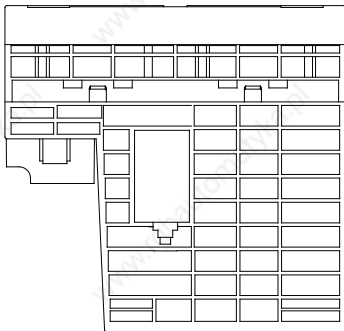
Vorne / Front



Links / Left



Oben / Top



last change:

Jul 14, 2014