









Depth	mm	91
Mounting position		any
Required spacing for grounded parts		
• forwards	mm	0
• Backwards	mm	0
• at the side	mm	0
• upwards	mm	0
• downwards	mm	0
Required spacing with side-by-side mounting		
• forwards	mm	0
• Backwards	mm	0
• at the side	mm	0
• upwards	mm	0
• downwards	mm	0
Required spacing for live parts		
• forwards	mm	0
• Backwards	mm	0
• at the side	mm	0
• upwards	mm	0
• downwards	mm	0
Mounting type		snap-on mounting
Product function removable terminal for auxiliary and control circuit		Yes
Type of electrical connection		screw-type terminals
Type of connectable conductor cross-sections		
• solid		1x (0.5 ... 4 mm ²), 2x (0.5 ... 2.5 mm ²)
• finely stranded		
— with core end processing		1x (0.5 ... 2.5 mm ²), 2x (0.5 ... 1.5 mm ²)
• at AWG conductors		
— solid		2x (20 ... 14)
— stranded		2x (20 ... 14)
Tightening torque with screw-type terminals	N·m	0.8 ... 1.2

Outputs:		
Number of NO contacts delayed switching		0
Number of NC contacts delayed switching		0
Number of CO contacts delayed switching		2
Ampacity of the output relay		
• at AC-15		
— at 250 V at 50/60 Hz	A	3
— at 400 V at 50/60 Hz	A	3
• at DC-13		
— at 24 V	A	1

— at 125 V	A	0.2
— at 250 V	A	0.1
Thermal current of the switching element with contacts maximum	A	5
Operating current at 17 V minimum	mA	5
Continuous current of the DIAZED fuse link of the output relay	A	4
Mechanical service life (switching cycles) typical		10 000 000
Electrical endurance (switching cycles) at AC-15 at 230 V typical		100 000
Operating frequency with 3RT2 contactor maximum	1/h	5 000

Certificates/ approvals:

General Product Approval	EMC	Declaration of Conformity	Test Certificates
 CCC		 UL	 C-TICK
		 EG-Konf.	spezielle Prüfbescheinigung n

Test Certificates	Shipping Approval	other	Railway
Typprüfbescheinigung/Werkszeugnis	 DNV	 GL	 LRS
		Bestätigungen	Schwingen/Schocke n

Further information

Information- and Downloadcenter (Catalogs, Brochures,...)

<http://www.siemens.com/industrial-controls/catalogs>

Industry Mall (Online ordering system)

<http://www.siemens.com/industrymall>

Cax online generator

<http://support.automation.siemens.com/WW/CAXorder/default.aspx?lang=en&mlfb=3UG45111BP20>

Service&Support (Manuals, Certificates, Characteristics, FAQs,...)

<https://support.industry.siemens.com/cs/ww/en/ps/3UG45111BP20>

Image database (product images, 2D dimension drawings, 3D models, device circuit diagrams, EPLAN macros, ...)

http://www.automation.siemens.com/bilddb/cax_de.aspx?mlfb=3UG45111BP20&lang=en