

Typical Electro - Optical Characteristics Curves

Fig.4 R,G,B LED Test vs. Output Photocurrent

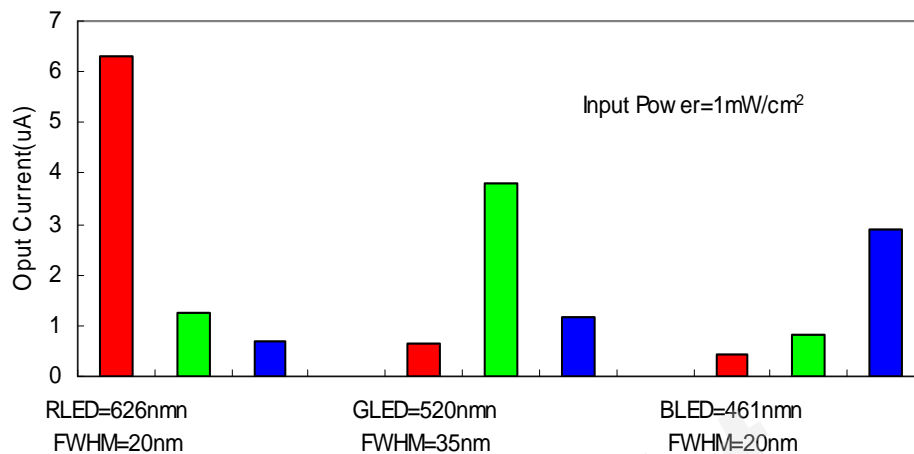
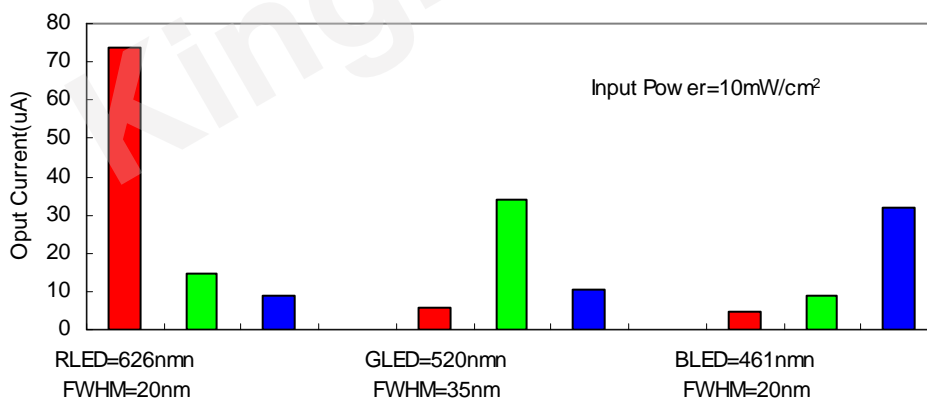
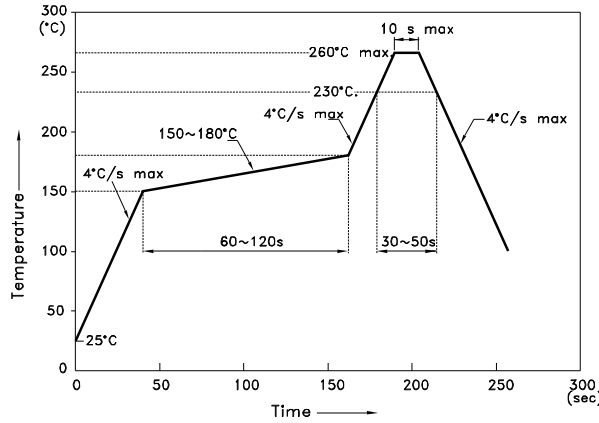


Fig.5 R,G,B LED Test vs. Output Photocurrent



KPS-5130PD7C

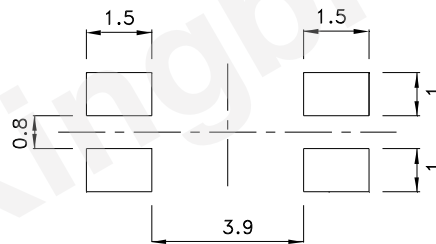
Reflow Soldering Profile For Lead-free SMT Process.



NOTES:

1. We recommend the reflow temperature 245°C(+/-5°C). The maximum soldering temperature should be limited to 260°C.
2. Don't cause stress to the epoxy resin while it is exposed to high temperature.
3. Number of reflow process shall be 2 times or less.

Recommended Soldering Pattern
(Units : mm; Tolerance: ± 0.1)



Tape Specifications
(Units : mm)

