




SITOP Power Supplies

European Applications Only



SITOP Power Single-Phase/3-Phase

Technical Specification	Euro Line			
	DC 24V/2A	Single-Phase 230V 24V/20A	3-Phase 400V 24V/30A	3-Phase 400V 24V/40A
SITOP power	DC 24V/2A	Single-Phase 230V 24V/20A	3-Phase 400V 24V/30A	3-Phase 400V 24V/40A
Catalog No	6EP1732-0AA00	6EP1336-1SH01	6EP1437-1SL01	6EP1437-1SL11
Rated Input Voltage	DC 48V/60V/110V	AC230V	AC400V	AC400V
—Range		187–264V	340–460V	340–460V
Hold Up Time	>5 ms	>10 ms	>3 ms	>3 ms
AC Input Frequency	—	47–63Hz	47–63Hz	47–63Hz
Rated Input Current	1.2/0.95/0.5A	3.9A	1.7A	1.9A
—Inrush Current (77°F)	<33A	<50A, <10 ms	<12A, <5 ms	<12A, <5 ms
Line Side Protection	—	5SX2116-7 ^①	3VU1300-0MJ00	3VU1300-0MJ00
Load Side Protection	self-protected ^①	self-protected ^②	self-protected ^②	self-protected ^②
Rated Output Voltage	24V ± 1%	24V DC ± 1%	24V DC ± 1%	24V ± 1%
Adjustable Range	fixed	24–28.8V DC	24–28.8V DC	24–28.8V DC
Rated Output Current	2A (158°F)	20A (140°F)	30A (140°F)	40A (140°F)
Efficiency Approx	85%	83%	89%	88%
Parallel Connection Possible	no	yes, up to 5 units	no	no
RFI Specification According To	EN50081-1 (Class B)	EN50081-1 (Class B)	EN50081-2 (Class A)	EN50081-2 (Class A)
Degree of Protection	IP 20	IP 20	IP 00	IP 00
Ambient Temperature	32°–158°F (0°–70°C)	32°–140°F (0°–60°C)	32°–140°F (0°–60°C)	32°–140°F (0°–60°C)
Mounting	DIN rail (35 × 15mm)	Mounting Plate	Mounting Plate	Mounting Plate
Connections at Input (Solid/Stranded)	AWGG22–AWG12	AWG22–AWG12	AWG22–AWG12	AWG22–AWG12
Connections at Output (Solid/Stranded)	AWGG22–AWG12	AWG22–AWG8	AWG22–AWG8	AWG22–AWG8
Dimensions W × H × D Inches (mm)	3.15 × 5.31 × 4.72 (80 × 135 × 120)	9.45 × 5.12 × 5.16 (240 × 130 × 131)	10.24 × 7.09 × 7.09 (260 × 180 × 180)	10.24 × 7.09 × 7.09 (260 × 180 × 180)
Approx Wt Lbs (Kg)	1.1 (0.5)	8.8 (4.0)	15.4 (7.0)	15.4 (7.0)
Approvals	CE	UL, cUL, CE	UL, cUL, CE	UL, cUL, CE
Price \$	345.	975.	750.	850.

^①Recommended Circuit Breaker for conductors. Power Supply itself doesn't require protection.

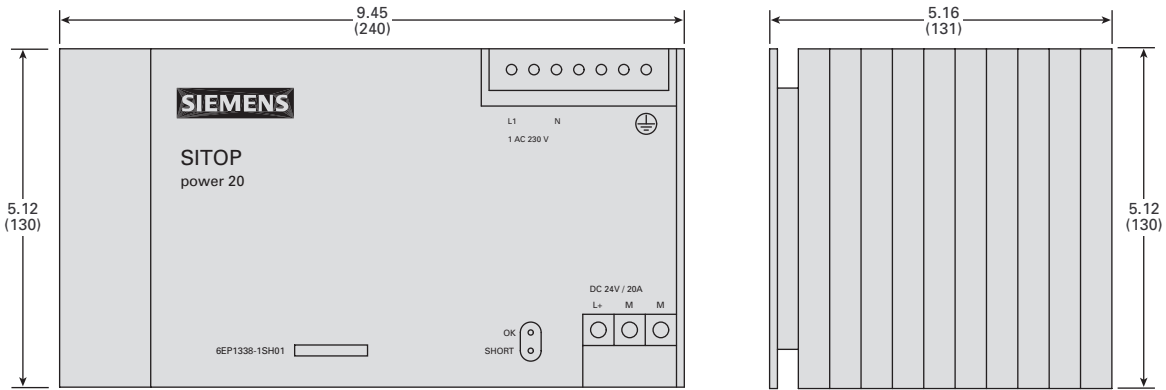
^②According to UL 508. (Also see information under "Protection" on page 786.)

13

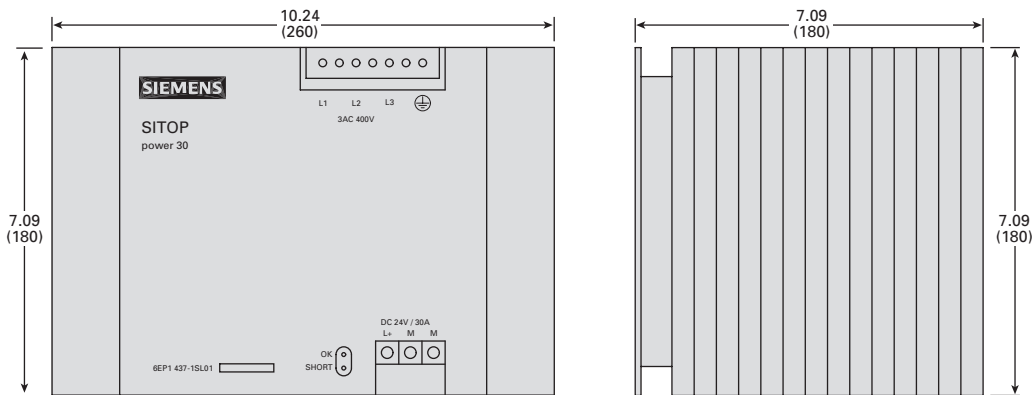
Power Supplies



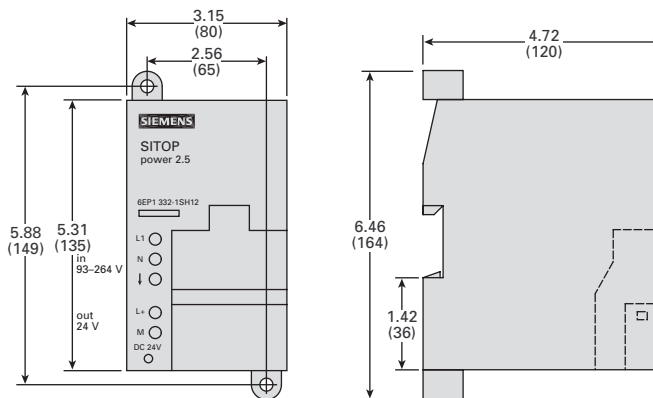
SITOP Power Single-Phase/3-Phase



6EP1336-1SH01, DC 24V/20A



6EP1437-1SL01, DC 24V/30A
6EP1437-1SL11, DC 24V/40A



6EP1732-0AA00, DC 24V/2A

All dimensions are given in inches.
Dimensions in () are in mm.