


HE700 D.I.L. Relay Features and Benefits



Features

- Miniature dual in line package
- Choice of normally open, normally closed and change over contacts
- High voltage switching option
- Up to 2 normally open contacts
- Available with 5V, 12V or 24V coil options as standard
- Magnetic shield option
- Diode suppression option
- Diagonal coil option

Benefits

- One relay, various contacts choices reducing space and cost without compromising flexibility
- Lower power coil consumption than competing electromechanical devices.
- Hermetically sealed switching contact is immune to the effects of its environment
- Transfer molded package gives maximum component protection

Applications

- Security
- Telecom
- Instrumentation
- Process Control
- Industrial

DIMENSIONS (in) mm

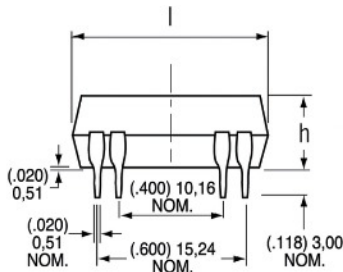


Figure 1 HE700

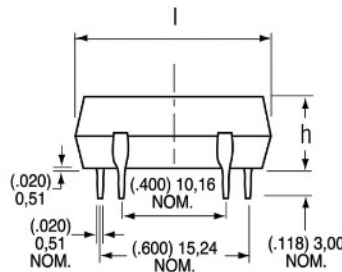


Figure 2 HE751

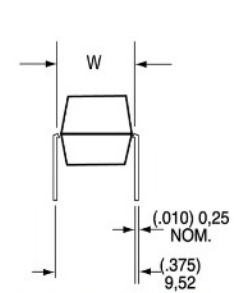
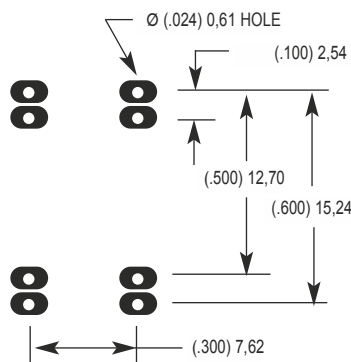


Figure 3 HE700 (All)

Table 1

| Relay Type | Body Type | l | w | h |
|------------|-----------------|--------------|-------------|-------------|
| HE700 | Transfer Molded | (.768) 19,50 | (.284) 7,22 | (.217) 5,50 |
| | External Shield | (.793) 20,14 | (.300) 7,62 | (.229) 5,82 |

HE700 PCB LAYOUT (Bottom View) ORDERING INFORMATION



PART NUMBER HE7X X X X XX

Model Number
 HE72 - Standard
 HE75 - High Voltage

Number of Contacts
 1,2

Contact Type
 A - Form A (SPST-NO or DPST-NO)
 B - Form B (SPST-NC)
 C - Form C (SPDT-CO)
 E - Form C (SPDT-CO) alternate foot print 1
 R - Form C (SPDT-CO) alternate foot print 2

General Options
 00 - No Options
 10 - Coil Suppression Diode
 20 - Electrostatic Shield
 30 - Coil Diode and E.S. Shield
 40 - External Magnetic Shield
 50 - External Magnetic Shield and Diode

Standard Coil
 05 - 5 Volt
 12 - 12 Volt
 24 - 24 Volt

EXAMPLE: The HE721A0540 is 1 Form A with a 5 Volt coil and external magnetic shield.

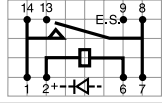
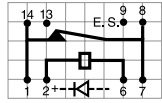
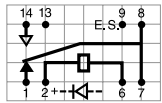
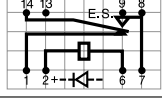
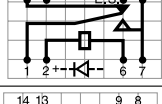
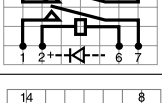
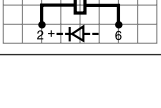
See next page for: **Electrical and Operating Characteristics Description and Coil Characteristics**

Hamlin USA Tel: +1 920 648 3000 • Fax: +1 920 648 3001 • Email: sales.us@hamlin.com
 Hamlin Europe Tel: +44 (0)1603 257700 • Fax: +44 (0)1603 257702 • Email: sales.uk@hamlin.com
 Hamlin China Tel: +86 (0) 512 69365 800 • Fax: +86 (0) 512 69365 811 • Email: sales.cn@hamlin.com

Table 2 HE700 Series Recognised File #E47258  Electrical and Operating Characteristics @ 25°C.

| Column Number | | | 1 | 2 | 3 | 4 |
|---|---|---|---|---|---|---|
| Contact Type | | | Form A SPST, DPST Standard | Form C SPDT-CO Standard | Form A SPST High Voltage | Form B SPST-NC Standard |
| Relay Types | | | HE721, HE722 | HE721C, E, R | HE751 | HE721 |
| CONTACT RATINGS Contact Hamlin for specific load/life details | Power, Switching Voltage, Switching Current, Switching Current, Carry | Watt - max. Vdc - max. A - max. A - max. | 10 200 0.5 1.2 | 5 175 0.25 1.5 | 10 300 0.5 1.2 | 10 200 0.5 1.2 |
| VOLTAGE HOLD-OFF | Across Open Contacts Contacts to Coil Coil to E. Shield Between Isolated Terminals | Vdc - min. Vac - min. Vac - min. Vac - min. | 250 500 150 500 | 200 500 150 N/A | 450 4000 N/A N/A | 250 500 N/A N/A |
| RESISTANCE | Contact, Initial Insulation Across Contacts Insulation Between Isolated Terminals | Ω - max. Ω - min. Ω - min. | 0.150 10 ¹⁰ 10 ¹⁰ | 0.200 10 ¹⁰ 10 ¹⁰ | 0.150 10 ¹⁰ 10 ¹⁰ | 0.150 10 ¹⁰ 10 ¹⁰ |
| TIMING | Operate Time Release Time | ms - max. ms - max. | 1.0 1.0 | 3.0 3.0 | 1.0 1.0 | 1.0 1.0 |
| ENVIRONMENTAL | Temperature, Operating Temperature, Storage Vibration Resistance Shock Resistance | °C °C G - max. 10-2000 Hz. G - max. 11 ms ½ sine | -40 to +85 -40 to +105 20 50 | -40 to +85 -40 to +105 20 50 | -20 to +85 -40 to +105 20 50 | -40 to +85 -40 to +105 20 50 |

Table 3 HE700 Series Miniature Relay Coil Characteristics @ 25°C.

| Contact Form | Electrical & Operating Characteristics | Dimensions | Part Number | Nominal Coil Voltage Vdc | Coil Resistance ± 10% Ohms | Must Operate Vdc | Must Release Vdc | Maximum Coil Voltage Vdc | Top View 2,54 mm, 0.1 in. Grid Dot on Case: Pin 1 Numbers not printed on case. |
|-------------------------------|--|------------|-------------|--------------------------|----------------------------|------------------|------------------|--------------------------|---|
| 1A SPST-NO | See Table 2 Column 1 | Figure 1 | HE721A0500 | 5 | 500 | 3.75 | 0.5 | 12 |  |
| | | | HE721A1200 | 12 | 1000 | 8.0 | 1.0 | 31 | |
| | | | HE721A2400 | 24 | 2150 | 16.0 | 2.0 | 46 | |
| 1B SPST-NC | See Table 2 Column 4 | Figure 1 | HE721B0500 | 5 | 500 | 3.75 | 0.5 | 6.5 |  |
| | | | HE721B1200 | 12 | 500 | 9.0 | 1.0 | 14 | |
| | | | HE721B2400 | 24 | 2150 | 18.0 | 2.0 | 28 | |
| 1C SPDT-CO | See Table 2 Column 2 | Figure 1 | HE721C0500 | 5 | 200 | 3.75 | 0.5 | 14 |  |
| | | | HE721C1200 | 12 | 500 | 8.0 | 1.0 | 22 | |
| | | | HE721C2400 | 24 | 2000 | 16.0 | 2.0 | 44 | |
| 1C SPDT-CO | See Table 2 Column 2 | Figure 1 | HE721E0500 | 5 | 200 | 3.75 | 0.5 | 14 |  |
| | | | HE721E1200 | 12 | 500 | 8.0 | 1.0 | 22 | |
| | | | HE721E2400 | 24 | 2000 | 16.0 | 2.0 | 44 | |
| 1C SPDT-CO | See Table 2 Column 2 | Figure 1 | HE721R0500 | 5 | 200 | 3.75 | 0.5 | 14 |  |
| | | | HE721R1200 | 12 | 500 | 8.0 | 1.0 | 22 | |
| | | | HE721R2400 | 24 | 2000 | 16.0 | 2.0 | 44 | |
| 2A DPST-NO | See Table 2 Column 1 | Figure 1 | HE722A0500 | 5 | 200 | 3.75 | 0.5 | 12 |  |
| | | | HE722A1200 | 12 | 500 | 8.0 | 1.0 | 22 | |
| | | | HE722A2400 | 24 | 2150 | 16.0 | 2.0 | 46 | |
| 1A SPST-NO High Voltage | See Table 2 Column 3 | Figure 2 | HE751A0500 | 5 | 500 | 3.75 | 0.5 | 12 |  |
| | | | HE751A1200 | 12 | 1000 | 8.0 | 1.0 | 31 | |
| | | | HE751A2400 | 24 | 2150 | 16.0 | 2.0 | 46 | |

Notes: 1) HE721B - Exceeding recommended voltage may cause contact reclosure.
2) Optional external magnetic shield not available on Form B relays.

Hamlin USA Tel: +1 920 648 3000 • Fax: +1 920 648 3001 • Email: sales.us@hamlin.com
Hamlin Europe Tel: +44 (0)1603 257700 • Fax: +44 (0)1603 257702 • Email: sales.uk@hamlin.com
Hamlin China Tel: +86 (0) 512 69365 800 • Fax: +86 (0) 512 69365 811 • Email: sales.cn@hamlin.com