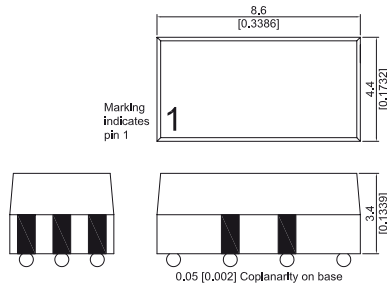
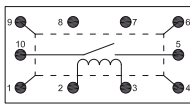


DIMENSIONS (with BGA)

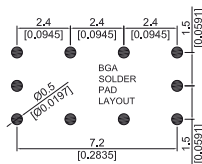
*All dimensions in mm (inch)



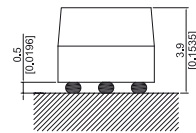
PIN OUT
(Top View)



PAD / PCB LAYOUT
(Bottom View)



POST REFLOW



Höhe: max.

ORDER INFORMATION

Part Number Example

CRF05 - 1AS

05 is the nominal voltage
1A is the contact form
S is the solder ball option

Series	Nominal Voltage	Contact Form	Option
CRF	05-	1A	X
Options			S*

* Solder Ball Option (non-BGA part number is CRF05-1A)

COIL DATA

Contact Form	Switch Model	Coil Voltage		Coil Resistance			Pull-In Voltage	Drop-Out Voltage	Nominal coil Power
		VDC	VDC	Ω			VDC	VDC	mW
All Data at 20 °C *		Nom.	Max.	Min.	Typ.	Max.	Max.	Min.	Typ.
		1A	80	5	7.5	135	150	165	3.75
1A	80	3	5	63	70	77	2.25	0.45	129

* the pull-in / drop-out voltages and coil resistance will change at the rate 0,4% per °C