

Relay Module - PLC-RSC- 24DC/21-21/MS - 2910502

Technical data

Connection data output side

Conductor cross section solid	0.14 mm ² ... 2.5 mm ²
Conductor cross section flexible	0.14 mm ² ... 2.5 mm ²
	0.2 mm ² ... 2.5 mm ² ()
	2x 0.5 mm ² ... 1.5 mm ² ()
Conductor cross section AWG	26 ... 14

General

Test voltage relay winding/relay contact	4 kV AC (50 Hz, 1 min.)
Test voltage PDT/PDT	2.5 kV AC (50 Hz, 1 min.)
Operating mode	100% operating factor
Degree of protection	RT II (Relay)
	IP20 (Relay base)
Mechanical service life	5x 10 ⁶ cycles
UL, USA	UL 508
	UL 508 Recognized
UL, USA/Canada	cUL 508
	cUL 508 Recognized
Mounting position	any
Assembly instructions	In rows with zero spacing

Standards and Regulations

Designation	Standards/regulations
Standards/regulations	EN 50178
Rated surge voltage	6 kV
Insulation	Safe isolation: Control side / contact side
Degree of pollution	2
Overvoltage category	III
Flammability rating according to UL 94	V0
UL, USA	UL 508
	UL 508 Recognized
UL, USA/Canada	cUL 508
	cUL 508 Recognized

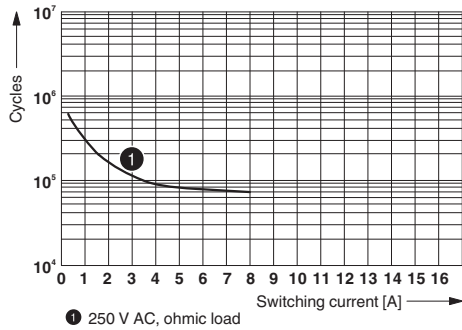
Environmental Product Compliance

REACH SVHC	Lead 7439-92-1
China RoHS	Environmentally Friendly Use Period = 50
	For details about hazardous substances go to tab "Downloads", Category "Manufacturer's declaration"

Drawings

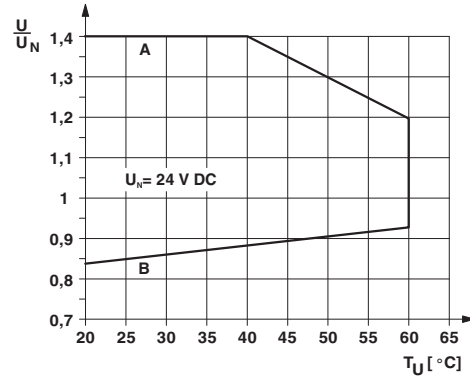
Relay Module - PLC-RSC- 24DC/21-21/MS - 2910502

Diagram



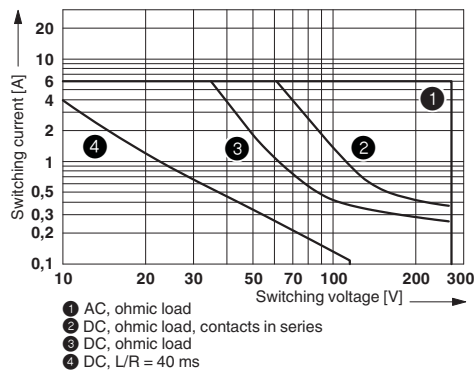
Electrical service life

Diagram



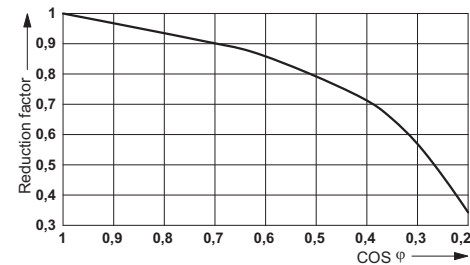
Curve A
Maximum permissible continuous voltage U_{max} with limiting continuous current on the contact side (see relevant technical data)
Curve B
Minimum permissible operate voltage U_{op} after pre-excitation (see relevant technical data)

Diagram



Interrupting rating

Diagram



Service life reduction factor

Articles in set

Relay base - PLC-BSC- 24DC/21-21/H - 1011983



14 mm PLC basic terminal block without relay, for mounting on DIN rail NS 35/7,5, Screw connection, 2 PDT, Input voltage 24 V DC