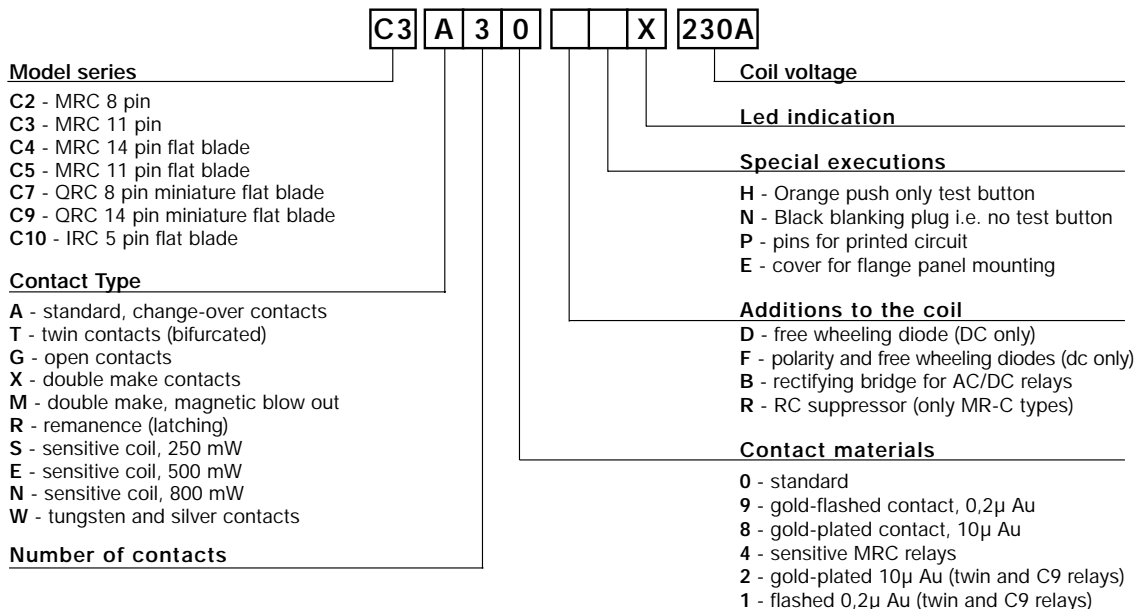


MRC, QRC & IRC SERIES

Application	Types	Poles	AC ratings	DC ratings	Page	Sockets	Page	
General purpose	C2-A20	8 pin	2 C	10A / 250V	0,5A @ 110V	44	S2	56
	C3-A30	11 pin	3 C	10A / 250V	0,5A @ 110V	45	S3	57
	C4-A40	14 pin flat blade	4 C	10A / 250V	0,5A @ 110V	48	S4	59
	C5-A20	11 pin flat blade	2 C	16A / 500V	0,5A @ 110V	49	S5	59
	C5-A30	11 pin flat blade	3 C	16A / 500V	0,5A @ 110V	49	S5	59
	C7-A10	8 pin miniature flat blade	1 C	16A / 250V	0,5A @ 110V	51	S7	60
	C7-A20	8 pin miniature flat blade	2 C	10A / 250V	0,5A @ 110V	51	S7	60
	C9-A41	14 pin miniature flat blade	4 C	3A / 250V	0,5A @ 110V	53	S9	61
	C10-A10	5 pin flat blade	1 C	10A / 400V	0,5A @ 110V	54	S10	61
Twin contacts Low level loads	C2-T21	8 pin	2 C	6A / 250V	Min. 5mA @ 5V	44	S2	56
	C3-T31	11 pin	3 C	6A / 250V	Min. 5mA @ 5V	45	S3	57
	C7-T21	8 pin miniature flat blade	2 C	6A / 250V	Min. 5mA @ 5V	51	S7	60
	C10-T13	5 pin flat blade	1 C	6A / 400V	Min. 1mA @ 5V	54	S10	61
Open contacts DC load switching Flag not available	C2-G20	8 pin	2 NO	10A / 250V	1,2A @ 110V	44	S2	56
	C3-G30	11 pin	3 NO	10A / 250V	1,2A @ 110V	45	S3	57
	C5-G30	11 pin flat blade	3 NO	16A / 500V	1,2A @ 110V	49	S5	59
	C7-G20	8 pin miniature flat blade	2 NO	10A / 250V	0,8A @ 110V	52	S7	60
Double make DC load switching Flag not available	C3-X10	11 pin	1 DM	10A / 250V	7A @ 110V	46	S3	57
	C4-X20	14 pin flat blade	2 DM	10A / 250V	7A @ 110V	48	S4	59
	C5-X10	11 pin flat blade	1 DM	10A / 250V	7A @ 110V	50	S5	59
	C7-X10	8 pin miniature flat blade	1 DM	10A / 250V	6A @ 110V	52	S7	60
Magnet blow-out Flag not available	C3-M10	11 pin	1 DM	10A / 250V	10A @ 220V	46	S3	57
	C5-M10	11 pin flat blade	1 DM	16A / 500V	10A @ 220V	50	S5	59
Latching LED not available	C3-R20	11 pin	2 C	10A / 250V	0,5A @ 110V	46	S3	57
	C4-R30	14 pin flat blade	3 C	10A / 250V	0,5A @ 110V	48	S4	59
	C5-R20	11 pin flat blade	2 C	10A / 250V	0,5A @ 110V	50	S5	59
	C9-R21	14 pin miniature flat blade	2 C	3A / 250V	0,5A @ 110V	53	S9	61
Sensitive 250mW ... 800mW Flag not available LED not available	C3-S14	11 pin	1 C	6A / 250V	0,5A @ 110V	47	S3	57
	C3-E24	11 pin	2 C	6A / 250V	0,5A @ 110V	47	S3	57
	C3-N34	11 pin	3 C	6A / 250V	0,5A @ 110V	47	S3	57
	C9-E21	14 pin miniature flat blade	2 C	3A / 250V	0,5A @ 110V	53	S9	61
Lamp switching	C7-W10	Miniature, faston 187	1 NO	10A / 250V	0,5A @ 110V	52	S7	60
Time cube	CT2	8 pin plug-in timer module	2 C	10A / 250V	0,5A @ 110V	55	S2	56
	CT3	11 pin plug-in timer module	3 C	10A / 250V	0,5A @ 110V	55	S3	57

PART NUMBER KEY





MRC 14 PIN (FLAT BLADE) STANDARD/POWER/LATCHING

- Lockable test button
- Marking label on relay
- 2 window mechanical flag (not available on C4-X20)
- Colour coded test button
- Coil voltage marked on top of relay
- Label carries full technical information
- CE marked

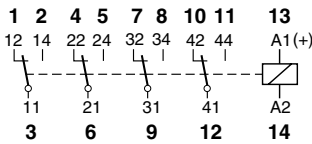


**C4-A40...** General purpose  
Four change-over contacts, 10 A

10A/250V AC1	10 A @ 30V DC1
6A/250V AC15	0,5A @ 110V DC1

**Contacts**

Materials	code 0 (standard); options: 8 - 9
Max. switching current	10 A
Peak inrush current (20 ms)	30 A
Max. switching voltage, (pollution 3)	250 V
Max. switching voltage, (pollution 2)	400 V
Max. AC load (Table 11)	2 KVA
Max. DC load	See Table 2, page 126



**Standard types (50/60 Hz and DC)**

AC 24, 48, 115 (110 ... 120), 230  
 X = LED (optional) C4-A40 X/ ... V  
 RC suppressor C4-A40R ... V  
 (LED not possible with RC suppressor)

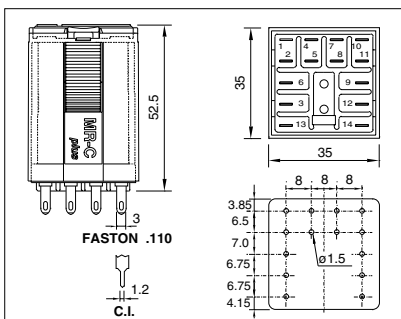
DC 12, 24, 48, 110, 120/125, 220  
 X = LED (optional) C4-A40 X/ ... V  
 Free wheeling diode C4-A40D X/ ... V  
 Free wheeling and polarity C4-A40F X/ ... V  
 AC/DC rectifier (60V max.) C4-A40B X/ ... V

**Specifications**

Nominal coil power:	2,4 VA (AC), 1,4 W (DC)
Operate time	20 ms.
Release time	8 ms.
Isolation: EN60947 pollution 3, Gr C	250V
Dielectric strength, contacts/coil	2,5 KV
Dielectric strength, pole/pole	2,5 KV

**Lloyd's**

**Dimensions (mm)**

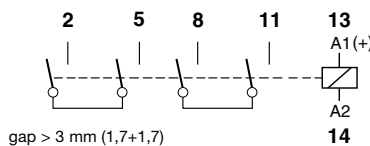


**C4-X20...** Power relay, DC  
Double pole, NO, double make

10A / 250V AC1	1,2A @ 220V DC1
7A @ 110V DC1	0,3A @ 220V DC13

**Contacts**

Materials	code 0 (standard)
Max. switching current	10 A
Peak inrush current (20 ms)	30 A
Max. switching voltage, (pollution 3)	250 V
Max. switching voltage, (pollution 2)	400 V
Max. AC load (Table 11)	2 KVA
Max. DC load	See Table 10



**Standard types (50/60 Hz and DC)**

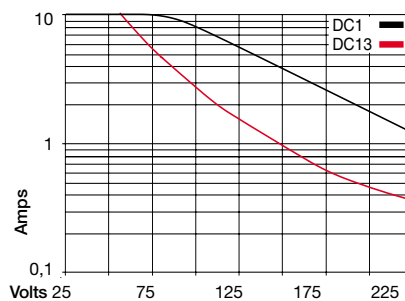
AC 24, 48, 115 (110 ... 120), 230  
 X = LED (optional) C4-X20 X/ ... V  
 RC suppressor C4-X20R ... V  
 (LED not possible with RC suppressor)

DC 12, 24, 48, 110, 120/125, 220  
 X = LED (optional) C4-X20 X/ ... V  
 Free wheeling diode C4-X20D X/ ... V  
 Free wheeling and polarity C4-X20F X/ ... V  
 AC/DC rectifier (60V max.) C4-X20B X/ ... V

**Specifications**

Nominal coil power:	2,4 VA (AC), 1,3 W (DC)
Operate time	20 ms.
Release time	8 ms.
Isolation: EN60947 pollution 3, Gr C	250V
Dielectric strength, contacts/coil	2,5 KV
Dielectric strength, pole/pole	2,5 KV

**Table 10** Max. DC load  
Type C3-X10, C4-X20

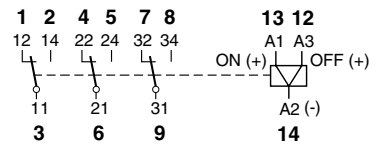


**C4-R30...** Latching relay  
Three change-over contacts, 10 A

10A/250V AC1	10 A @ 30V DC1
6A/250V AC15	0,5A @ 110V DC1

**Contacts**

Materials	code 0 (standard); options: 8 - 9
Max. switching current	10 A
Peak inrush current (20 ms)	30 A
Max. switching voltage, (pollution 3)	250 V
Max. switching voltage, (pollution 2)	400 V
Max. AC load (Table 11)	2 KVA
Max. DC load	See Table 2, page 126



**Standard types (50/60 Hz and DC)**

AC 24, 48, 115 (110 ... 120), 230  
 C4-R30 / ... V

DC 12, 24, 48, 110, 125  
 Two coils C4-R30 / ... V

Note: All AC and DC coils withstand permanent connection.

**Specifications**

ON pulse power	1,5 VA/ W
OFF pulse power	0,5 VA/ W
Min. pulse length for ON/OFF control:	50 ms.
Isolation: EN60947 pollution 3, Gr C	250V
Dielectric strength, contacts/coil	2,5 KV
Dielectric strength, pole/pole	2,5 KV

**Table 11** Electrical life (ops x 10<sup>6</sup>)  
Types C4-A40, C4-X20, C4-R30

