

Miniature PCB Relay OJ/OJE

- 1 pole, 1 Form A (NO) contact
- 3 to 10A rating
- Small size
- 4000V_{rms} coil to contact dielectric strength (OJ type)
- Sensitive coil optional



Typical applications
Appliances, HVAC, industrial control.



Approvals	
VDE 40007630, TUV R 50139166, UL E82292, CQC03001007764	
Technical data of approved types on request.	

Contact Data		
Contact arrangement	1 form A, 1 NO	
Rated voltage	30VDC, 250VAC	
Max. switching voltage	30VDC, 277VAC	
Rated current	3 to 10A	
Contact material	AgNi, AgSnO, AgCdO	
Min. recommended contact load	100mA, 5VDC	
Initial contact resistance	100mohms at 1A, 5VDC	
Frequency of operation	360 ops./h	
Operate time max.	OJ/OJE-L: 15ms OJ/OJE-D/H: 10ms	
Release time max.	4ms	
Electrical endurance		
LM	3A, 250VAC, res., -30°C to +95°C	100x10 ³ ops.
DM	5A, 250VAC, res., -30°C to +85°C	60x10 ³ ops.
LMH(2)	8A, 250VAC, res., -30°C to +70°C	50x10 ³ ops.
LMH2	8A, 250VAC, res., -30°C to +85°C	30x10 ³ ops.
HM	10A, 250VAC, res., -30°C to +70°C	10x10 ³ ops.
HM2	10A, 250VAC, res., -30°C to +85°C	10x10 ³ ops.
HM6	10A, 250VAC, res., -30°C to +85°C	50x10 ³ ops.
Contact ratings		
LM	3A, 250VAC	
DM	5A 250VAC	
LMH(2)	8A 250VAC	
HM(2), HM6	10A 250VAC	
Mechanical endurance, DC coil		10x10 ⁶ operations

Coil Data	
Coil voltage range	3 to 48VDC
Operative range, IEC 61810	2
Coil insulation system according UL	Class E, F

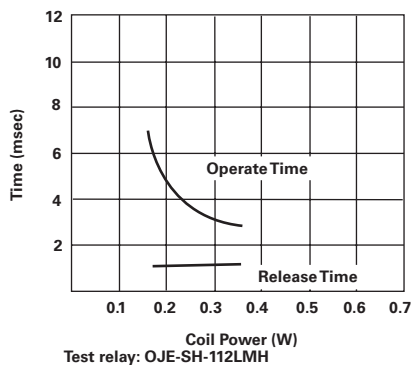
Coil versions, DC coil, OJ/OJE-L sensitive type					
Coil code	Rated voltage VDC	Operate voltage VDC	Release voltage VDC	Coil resistance Ω±10%	Rated coil power mW
003	3	2.25	0.15	45	200
005	5	3.75	0.25	125	200
006	6	4.5	0.3	180	200
009	9	6.75	0.45	405	200
012	12	9	0.6	720	200
024	24	18	1.2	2880	200
048	48	36	2.4	11520	200

All figures are given for coil without pre-energization, at ambient temperature +23°C.

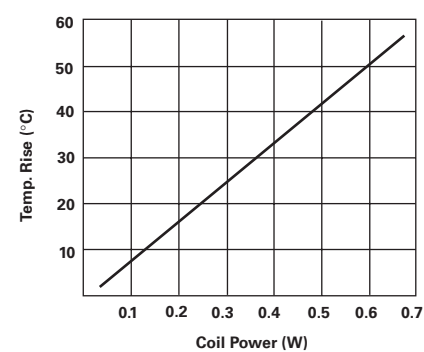
Coil versions, DC coil, OJ/OJE-D and -H type					
Coil code	Rated voltage VDC	Operate voltage VDC	Release voltage VDC	Coil resistance Ω±10%	Rated coil power mW
003	3	2.1	0.15	20	450
005	5	3.5	0.25	55.6	450
006	6	4.2	0.3	80	450
009	9	6.3	0.45	180	450
012	12	8.4	0.6	320	450
024	24	16.8	1.2	1280	450
048	48	33.6	2.4	5120	450

All figures are given for coil without pre-energization, at ambient temperature +23°C.

Operate time



Coil temperature rise



Miniature PCB Relay OJ/OJE (Continued)

Insulation Data

Initial dielectric strength	750V _{rms}
between open contacts	OJ: 4000V _{rms}
between contact and coil	OJE: 3000V _{rms}
Initial insulation resistance	1000Mohms min
between insulated elements	
Clearance/creepage	
between contact and coil	OJ: > 7.7mm / 9.4mm
between contact and coil	OJE: > 3.2mm / 3.6mm
Tracking index of relay base	PTI 250

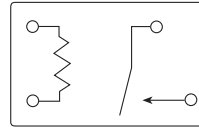
Other Data

Material compliance: EU RoHS/ELV, China RoHS, REACH, Halogen content refer to the Product Compliance Support Center at www.te.com/customersupport/rohssupportcenter

Ambient temperature	
DM:	-30°C to +85°C
HM:	-30°C to +70°C
HM2, HM6:	-30°C to +85°C
LM:	-30°C to +90°C
LMH:	-30°C to +70°C
LMH2:	-30°C to +85°C
Category of environmental protection	
IEC 61810	RTII - flux proof/dust protected RTIII - wash tight
Vibration resistance (functional)	10 to 55 Hz., 1.5mm double amplitude
Vibration resistance (destructive)	10 to 55 Hz., 1.5mm double amplitude
Shock resistance (functional)	10g
Shock resistance (destructive)	100g
Weight	9g
Resistance to soldering heat THT	
IEC 60068-2-20	RTII: 270°C/10s RTIII: 260°C/5s
Packaging unit	tray/100, carton box/1000

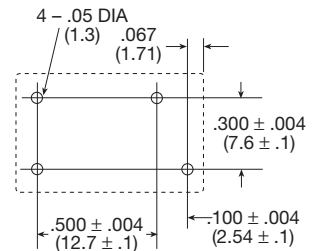
Terminal assignment

Bottom view on solder pins

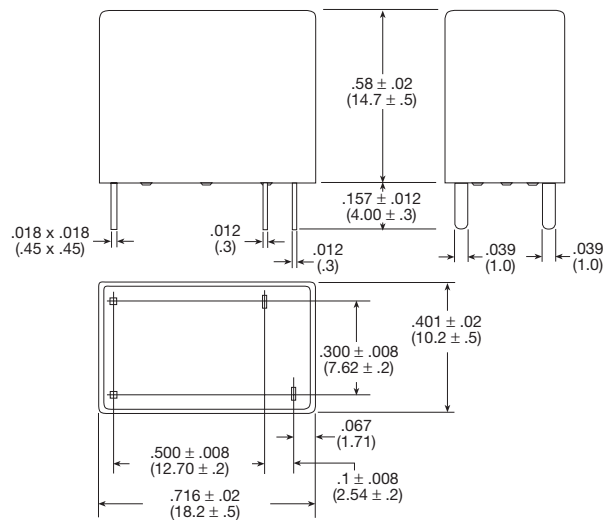


PCB layout

Bottom view on solder pins



Dimensions



Product code structure

Typical product code

OJ -SH -1 12 LMH F -WG ,000

Type

OJ	Miniature PCB Relay OJ, 4kV dielectric between coil and contacts
OJE	Miniature PCB Relay OJE, 3kV dielectric between coil and contacts

Category of protection

SS	Flux proof
SH	Wash tight

Number of poles

1	1 pole
----------	--------

Coil voltage

Coil code: please refer to coil versions table (e.g. 12 = 12VDC)

Contact rating and coil power

DM	450 mW coil power 5A type, coil power 450mW	LM	200mW coil power 3A type, coil power 200mW
HM	10A type, coil power 450mW	LMH	8A type, coil power 200mW
HM2	10A type, coil power 450mW	LMH2	8A type, coil power 200mW
HM6	10A type, coil power 450mW		

Insulation system designation

Blank	Insulation Class E (standard)	F	Insulation Class F
--------------	-------------------------------	----------	--------------------

Special type

Blank	Standard	WG	For domestic appliances (IEC 60335-1)
--------------	----------	-----------	---------------------------------------

Suffix

,000	Standard
-------------	----------

Miniature PCB Relay OJ/OJE (Continued)

Product code	Rating	Cont. mat.	Coil	Coil power	Type	Insulation	Enclosure	Part Number
OJ-SH-105LM,000	3A	AgNi	5VDC	200mW	Standard	Class E	Wash tight	1461404-1
OJE-SH-112LM,000			12VDC				1461401-5	
OJE-SS-112LM,000							Flux proof	4-1419128-6
OJ-SH-112LM,000							Wash tight	1461404-6
OJ-SS-112LM,000							Flux proof	2-1419129-1
OJ-SH-124LM,000								3-1419129-1
OJ-SH-124LM,000			24VDC				Wash tight	1461404-4
OJE-SH-105DM,000	5A		5VDC	450mW				1461400-1
OJE-SS-105DM,000							2-1419128-8	
OJE-SH-112DM,000			12VDC				Wash tight	1461400-4
OJE-SS-112DM,000							Flux proof	4-1419128-2
OJ-SH-112DM,000							Wash tight	1461406-4
OJ-SS-112DM,000							Flux proof	1-1419129-8
OJE-SH-124DM,000			24VDC				Wash tight	1461400-5
OJE-SS-124DM,000							Flux proof	6-1419128-2
OJ-SS-124DM,000								2-1419129-9
OJE-SH-105LMH,000	8A	AgCdO	5VDC	200mW			Wash tight	1461403-3
OJE-SH-105LMH-WG								1461403-2
OJE-SS-105LMH,000					WG type		Flux proof	1721875-2
OJ-SH-105LMH,000					Standard		Wash tight	1461034-2
OJ-SH-106LMH,000			6VDC					8-1419128-1
OJE-SH-109LMH,000			9VDC					1461247-1
OJE-SS-109LMH,000							Flux proof	1461403-2
OJ-SH-109LMH,000							Wash tight	5-1419144-3
OJ-SS-109LMH2-WG		AgSnO			WG type		Flux proof	1461247-2
OJ-SS-109LMHF,000		AgCdO			Standard	Class F		1721874-4
OJE-SH-112LMH,000			12VDC			Class E	Wash tight	1721083-5
OJE-SH-112LMH-WG					WG type			1461403-4
OJE-SS-112LMH,000					Standard		Flux proof	1721875-5
OJE-SS-112LMH2		AgSnO						5-1419128-0
OJ-SH-112LMH,000		AgCdO					Wash tight	1721261-5
OJ-SH-112LMH2		AgSnO						9-1419128-8
OJ-SS-112LMH,000		AgCdO					Flux proof	1-1721260-1
OJ-SS-112LMH2		AgSnO						2-1419129-5
OJ-SS-112LMHF,000		AgCdO				Class F		1721260-5
OJE-SH-124LMH,000			24VDC			Class E	Wash tight	1721083-1
OJE-SH-124LMH-WG					WG type			1461403-5
OJE-SS-124LMH,000					Standard		Flux proof	1721875-6
OJ-SH-124LMH,000							Wash tight	7-1419128-1
OJ-SS-124LMH,000							Flux proof	1461247-3
OJ-SS-124LMH2		AgSnO						4-1419144-4
OJ-SS-124LMH2-WG					WG type			1721260-6
OJ-SS-124LMHF,000		AgCdO			Standard	Class F		1721874-6
OJE-SH-105HM,000	10A	AgCdO	5VDC	450mW			Wash tight	1461014-2
OJE-SH-112HM,000			12VDC				1461405-3	
OJE-SS-112HM,000							Flux proof	1461402-6
OJE-SS-112HM2,000		AgSnO						4-1419128-3
OJ-SH-112HM,000		AgCdO					Wash tight	1721539-5
OJ-SS-112HM,000							Flux proof	1461405-5
OJ-SS-112HMF,000						Class F		1419135-3
OJ-SS-112HM6-WG		AgSnO			WG type			1461078-5
OJE-SS-124HM,000		AgCdO	24VDC		Standard	Class E		2071398-1
OJ-SS-124HM,000								6-1419128-4
OJ-SS-124HM2,000		AgSnO						1440007-2
								1721538-7



Miniature PCB Relay OJ/OJE (Continued)

te.com

TE Connectivity and TE connectivity (logo) are trademarks.
Other products, logos and company names mentioned herein may be trademarks of their respective owners.

The information given herein, including drawings, illustrations and schematics which are intended for illustration purposes only, is believed to be reliable. However, TE Connectivity makes no warranties as to its accuracy or completeness and disclaims any liability in connection with its use. TE Connectivity's obligations shall only be as set forth in TE Connectivity's Standard Terms and Conditions of Sale for this product and in no case will TE Connectivity be liable for any incidental, indirect or consequential damages arising out of the sale, resale, use or misuse of the product. Users of TE Connectivity products should make their own evaluation to determine the suitability of each such product for the specific application.