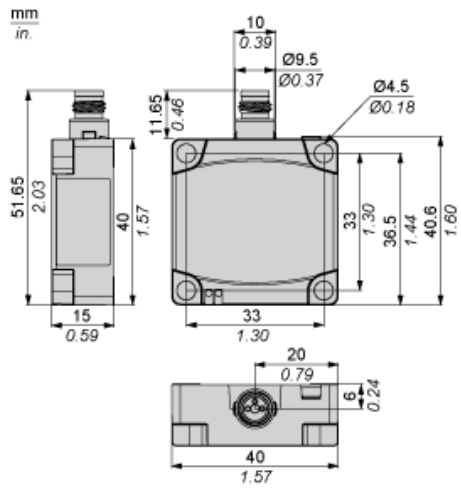


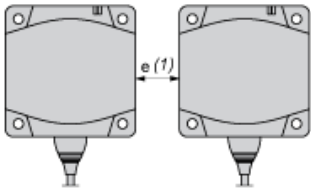
Dimensions



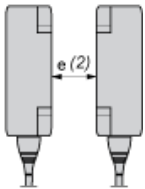
Setting-up

Minimum Mounting Distances (mm)

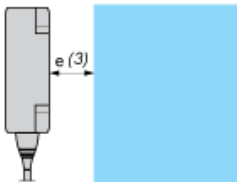
Side by Side



Face to Face



Facing a Metal Object



	e (1)	e (2)	e (3)
Flush mounted	60	120	15
Not flush mounted	125	250	