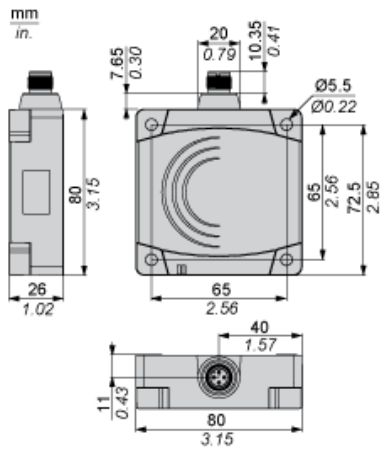


Dimensions



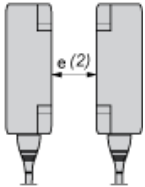
Setting-up

Minimum Mounting Distances (mm)

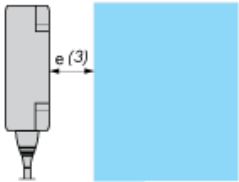
Side by Side



Face to Face



Facing a Metal Object



	e (1)	e (2)	e (3)
Flush mounted	200	400	40
Not flush mounted	600	not recommended	