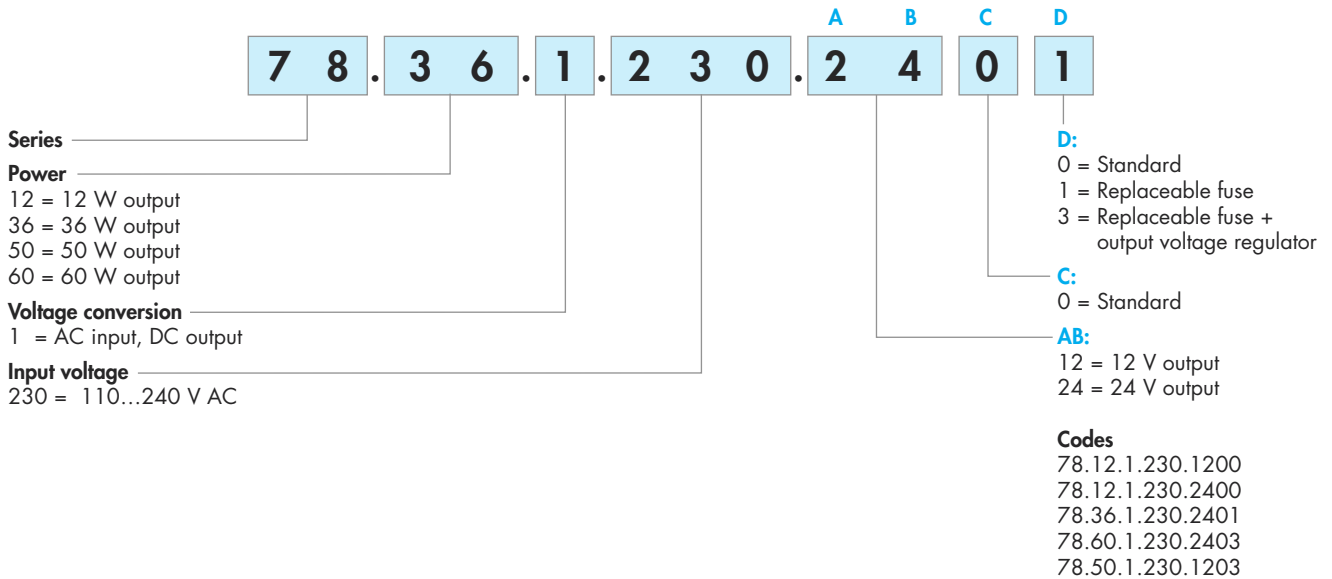


Ordering information

Example: 78 series switching power supply, 36 W 24 V DC output, supply voltage 110...240 V AC, replaceable fuse.



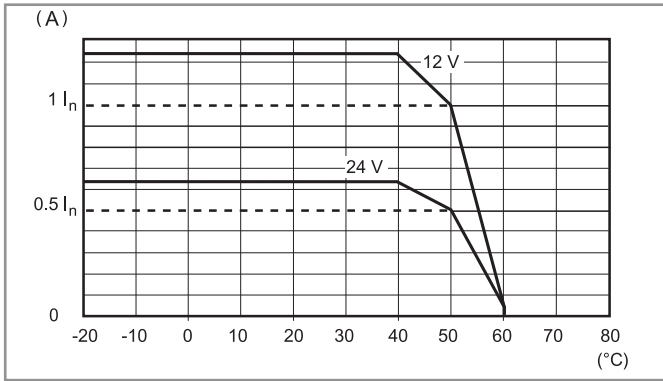
Technical data

EMC specifications (according to EN 61204-3)		Reference standard	78.12, 78.36	78.60, 78.50
Electrostatic discharge	contact discharge	EN 61000-4-2	4 kV	4 kV
	air discharge	EN 61000-4-2	8 kV	8 kV
Radiated electromagnetic field	80 ... 1,000 MHz	EN 61000-4-3	6 V/m	10 V/m
	1 ... 2.8 GHz	EN 61000-4-3	3 V/m	3 V/m
Fast transients (burst 5/50 ns, 5 and 100 kHz)	on supply terminals	EN 61000-4-4	2 kV	3 kV
Voltage pulses on supply terminals (surge 1.2/50 µs)	common mode	EN 61000-4-5	2 kV	2 kV
	differential mode	EN 61000-4-5	2 kV (78.12), 4 kV* (78.36)	4 kV *
Radio-frequency common mode voltage (0.15...230 MHz)	on supply terminals	EN 61000-4-6	6 V	10 V
Short interruptions		EN 61000-4-11	5 cycles	6 cycles
Radio-frequency conducted emissions	0.15...30 MHz	EN 55022	class B	class B
Radiated emissions	30...1,000 MHz	EN 55022	class B	class B
Terminals			solid cable	stranded cable
Max. wire size		mm ²	1 x 4 / 2 x 2.5	1 x 4 / 2 x 2.5
		AWG	1 x 12 / 2 x 14	1 x 12 / 2 x 14
Screw torque		Nm	0.8	
Wire strip length		mm	9	
Other data				
Power lost to the environment	without output current	W	0.4	
	with rated output current	W	2 (78.12), 5 (78.36, 78.50), 5.4 (78.60)	

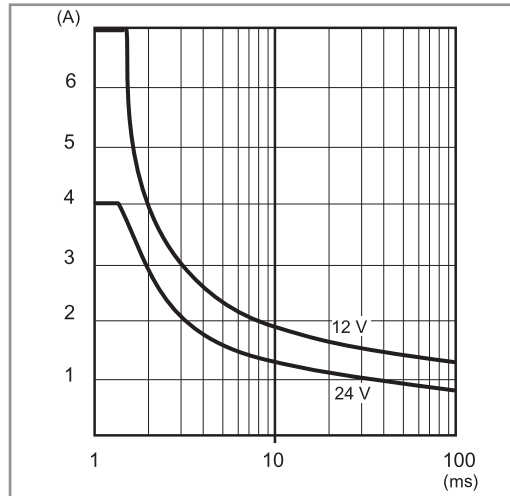
* input fuse may blow for surges higher than 1.5 kV

Output specification

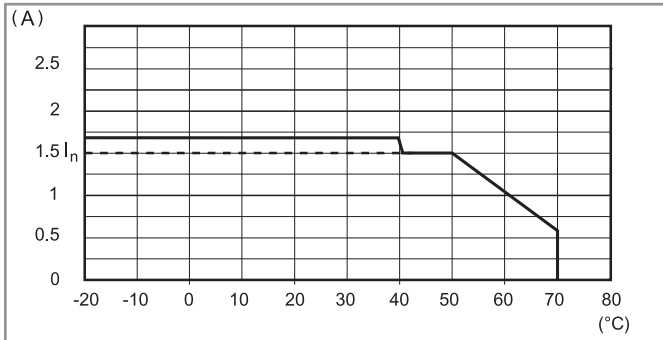
L78-1 Output current v ambient temperature (78.12)



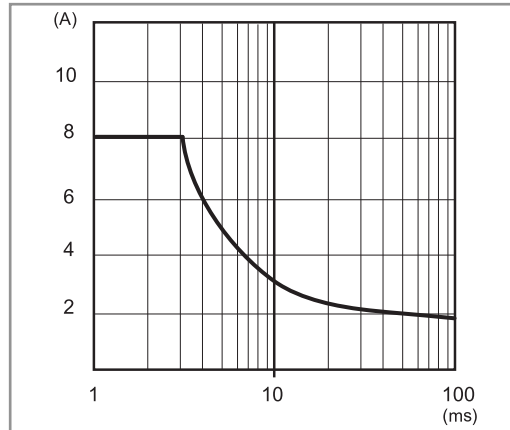
P78-1 Output peak current v time (78.12)



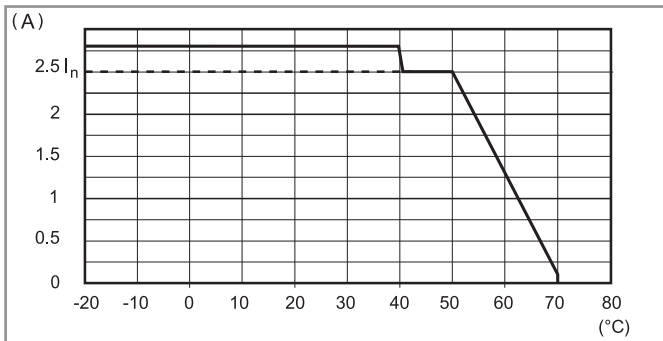
L78-2 Output current v ambient temperature (78.36)



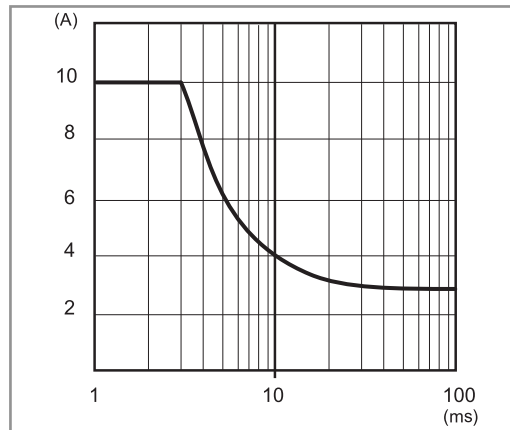
P78-2 Output peak current v time (78.36)



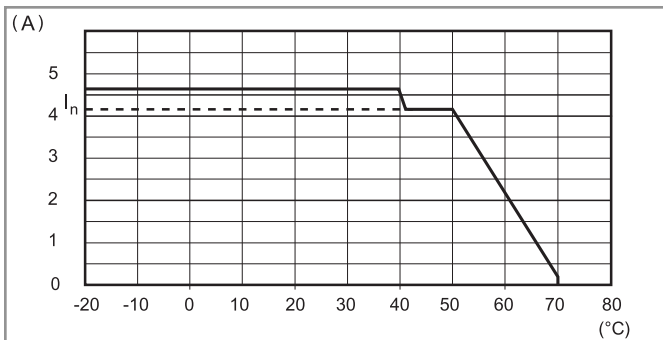
L78-3 Output current v ambient temperature (78.60)



P78-3 Output peak current v time (78.60)



L78-4 Output current v ambient temperature (78.50)



P78-4 Output peak current v time (78.50)

