

DPS Series 30W, 60W AC/DC DIN Rail Power Supplies



AC - DC DIN rail mountable 30W and 60W class 2 power supplies

- UL, cUL, CE
- Universal input 85~264VAC
- High efficiency
- Short circuit protection
- Internal input filter
- 3 Year warranty



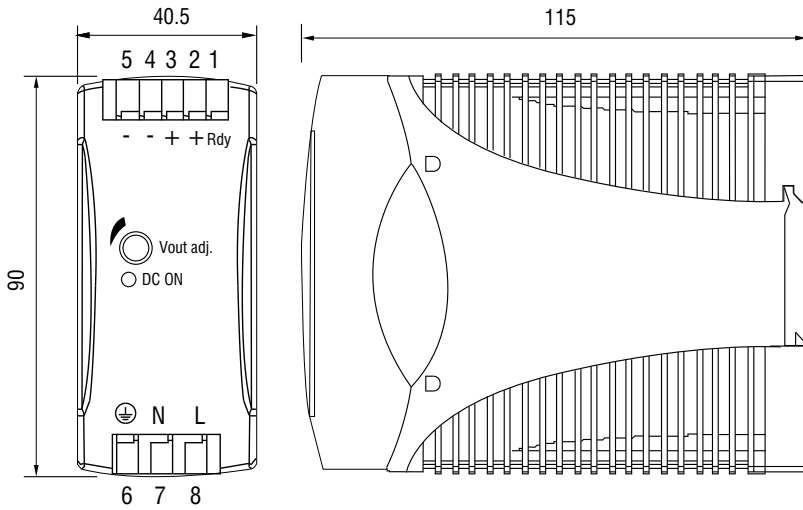
Specifacaton

Model	DPS-1-030-24	DPS-1-060-24
Input Voltage	85~264VAC	
Output Wattage	30W	60W
Output Voltage	24VDC (Other output voltages available on request)	
Output Current	1250mA	2500mA
Efficiency (min/typ)	83/86%	86/89%
General Specification		
Isolation voltage	3000VAC	
Isolation resistance	100MΩ @ 500VDC	
Ambient temperature	-10 to +71°C	
Derating (from 61 to 71°C)	2.5%/°C	
Storage temperature	-25 to +85°C	
Relative humidity	20 to 90% RH	
Cooling	Free air convection	
Dimensions	L90 x W40.5 x D115 mm	
Weight	290g	360g
Case material	Plastic	
Input Specifications		
Rated input voltage	100 to 240VAC	
Input voltage range	85 to 264VAC, 90 to 375VDC	
Line frequency	47 to 63Hz	
Inrush current	20A @ 115VAC, 40A @ 230VAC	30A @ 115VAC, 60A @ 230VAC
Output Specifications		
Output voltage accuracy	±1%	
Minimum load	0%	
Line regulation	0.5%	
Load regulation	0.5%	
Turn on time	1000mS after AC applied to input at full resistive load	
Voltage fall time	150mS	
Voltage rise time	150mS at full resistive load	
Hold up time	20mS @ 115VAC, 30mS @ 230VAC	
Temperature coefficient	±0.02%/°C	
Ripple & noise	50mV	
Voltage trim range	24 to 28VDC	
DC ON indicator threshold at start up	19.2VDC	
Control and Protection		
Rated over load protection	110 to 140%	110 to 150%
Over voltage protection	30 to 33VDC	
Output short circuit	Fold forward	
Approvals and Standards		
CE, UL/cUL		

DPS Series 30W, 60W AC/DC DIN Rail Power Supplies



Dimensions (mm)



Pin connections

Key	Description
Rdy (1)	DC OK output for relay (24V models only)
+	(2) Positive output terminal
+	(3) Positive output terminal
-	(4) Negative output terminal
-	(5) Negative output terminal
⊕	(6) Ground terminal to minimize high-frequency emissions
N	(7) Input terminals (neutral conductor, no polarity at DC input)
L	(8) Input terminals (phase conductor, no polarity at DC input)
DC ON	Operation indicator LED
Vout adj.	Trimmer-potentiometer for Vout adjustment

Installation

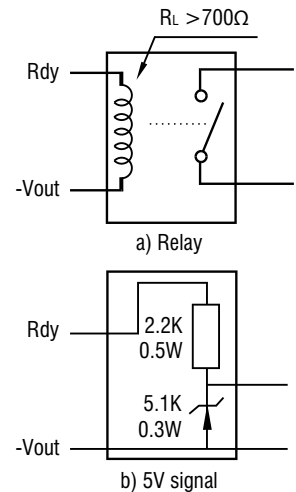
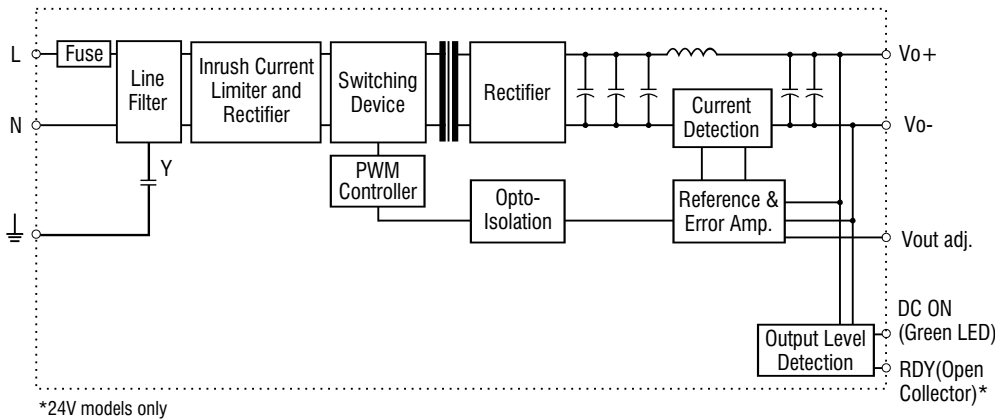
Ventilation/Cooling
Normal convection
All sides 25mm free space
for cooling recommended

Terminal size range
2 Solid: 0.2-2.0mm (AWG24-14)
(use copper conductors only)

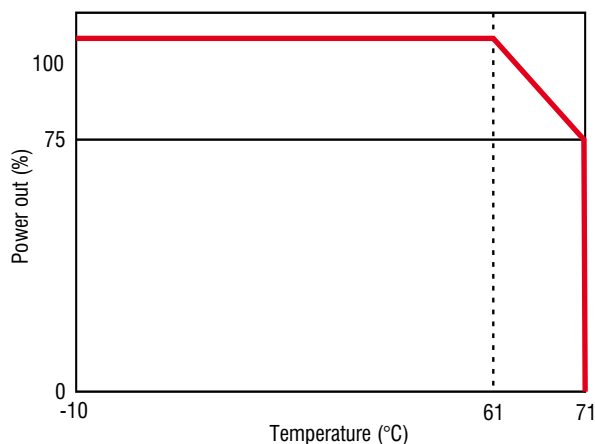
Construction

Easy, safe and secure
snap-on, snap-off
DIN-Rail mounting
(TS35/7.5 or TS35/15)

Connections



Derating



Rdy connections