



## DPX15W Series

Single and Dual Output 15W Din Rail Mount  
DC-DC Converters

- Single and dual output
- Meet EN55022 Class B
- Input fuse protection
- Input reverse polarity protection
- Input in-rush current protection
- Overload and short circuit protection
- Over voltage protection
- Reliable snap-on for DIN rail TS-35/7.5 or TS-35/15
- I/O-isolation 1600 VDC
- Output DC-OK indicator

### Key Market Segments & Applications

Communication Systems, Industry Control Systems  
Factory Automation, Semiconductor Equipment

### DPX15W Features and Benefits

#### Features

- CE Approvals
- Wide Range Input

#### Benefits

- Easier System Approvals
- Less Parts to Inventory

### Specifications

ITEMS	DPX15W	
Rated Input voltage range	24V nominal input 9.5-36VDC	48V nominal input 18-75VDC
Switching Frequency	400kHz, typ	
Maximum Input Current	See Table	
Input Fuse	24V input, 6A Fuse	48V input, 4A fuse
Max Output Power (W)	See Table	
Voltage Accuracy	Single/Dual $\pm 1.2\%$ / Single (3.3V) $\pm 2.0\%$	
Line Regulation (LL to HL at full load)	Single $\pm 0.2\%$ / Dual 0.5%	
Ripple and Noise	20MHz bandwidth See table	
Start up time (Nominal Vin and constant resistive load)	Power up 100mS, typ	
Remote on/off (option) (Note 2)	POSITIVE logic: ON: Open or 3-12V, OFF Short or <1.2V NEGATIVE logic: ON: Short or <1.2V, OFF Open or 3-12V	
Efficiency	See Table	
Over Current Protection, Factory Set	Maximum, 150% of full load	
Short Circuit Protection (Note 3)	Hiccup, auto recovery	
Overvoltage Protection	3.3V output	3.9V
	5V output	6.2V
	12V output	15V
	15 output	18V
Operating Temperature	-40°C ~ 85°C (without derating) 85°C ~ 95°C (with derating - see curve)	
Storage Temperature	-40°C ~ 105°C	
Thermal Shock	MIL-STD-810F	
Relative Humidity (non condensing)	5% to 95% RH	
Transient Response (25% step load change)	250µS	
Isolation Voltage (Min)	1600Vdc	
Isolation Resistance	10 <sup>9</sup> Ω	
Isolation Capacitance (Max)	4000 pF	
MTBF BELLCORE TR-NWT-000332 (Note 1)	147,200 hrs	
Vibration	MIL-STD-810F	
Conducted and Radiated Emissions	EN55022, Class B	
Immunity	EN61000-4-2, EN61000-4-3, EN61000-4-4, EN61000-4-5, EN61000-4-6 Perf. Criteria A	
Safety	CE	
Size (H x W x D)	57.6 x 24.5 x 125.0 mm	
Weight	147.5g	
Connector	Screw Terminal	
Cooling	Convection	
Front Panel LED	Output DC good	
Warranty yrs	2	

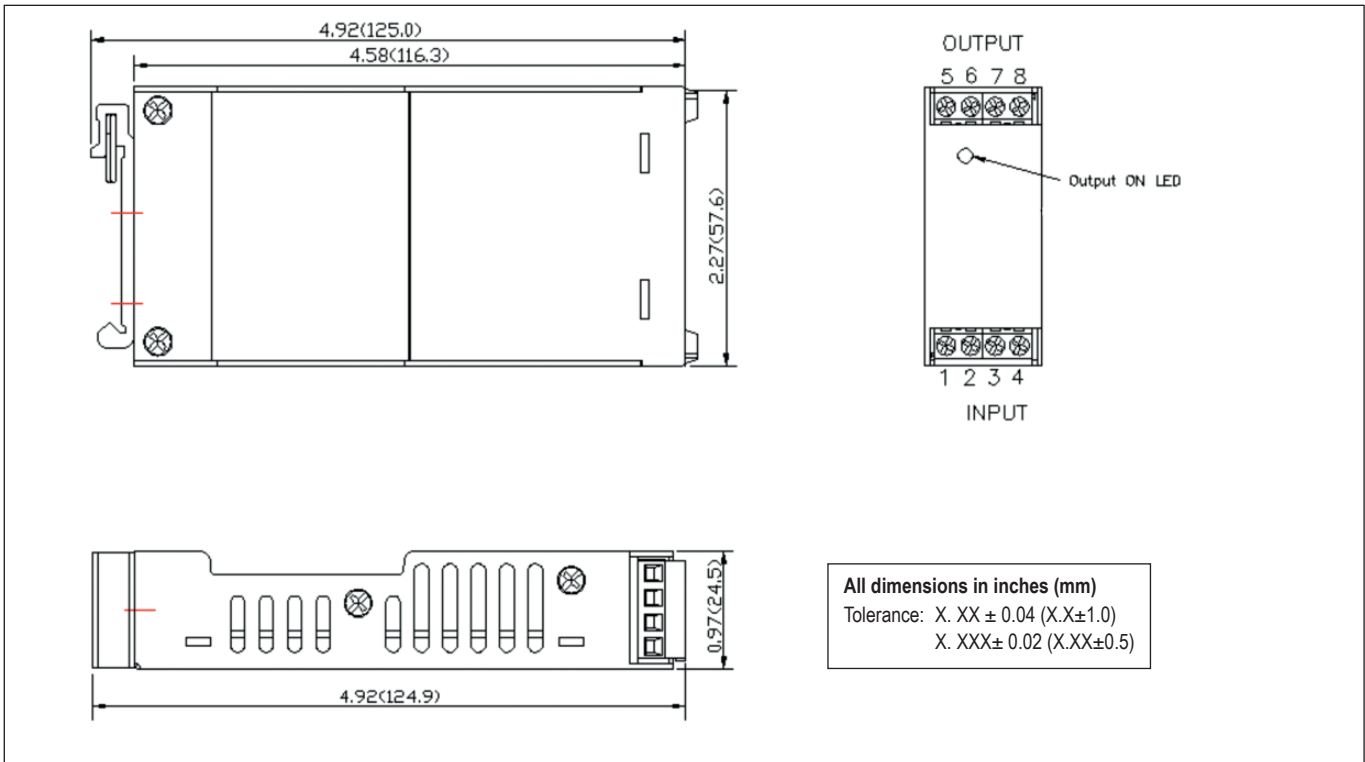
Notes: See page 2

Model Selector									
Model	Input Range	Output Voltage	Output Current Min Load	Output Current Full Load	Output (3) Ripple & Noise	Input Current No Load (4)	Input Current Full Load (5)	Eff % (3)	Capacitor Load Max (6)
DPX15-24WS3P3	9.5 - 36 VDC	3.3 VDC	0mA	4500mA	50mVp-p	52mA	773mA	84	147000µF
DPX15-24WS05	9.5 - 36 VDC	5 VDC	0mA	3000mA	50mVp-p	67mA	772mA	85	7200µF
DPX15-24WS5P1	9.5 - 36 VDC	5.1 VDC	0mA	3000mA	50mVp-p	67mA	787mA	85	7200µF
DPX15-24WS12	9.5 - 36 VDC	12 VDC	0mA	1250mA	75mVp-p	26mA	772mA	85	1250µF
DPX15-24WS15	9.5 - 36 VDC	15 VDC	0mA	1000mA	75mVp-p	26mA	772mA	85	800µF
DPX15-24WD05	9.5 - 36 VDC	±5 VDC	0mA	±1500mA	75mVp-p	57mA	772mA	85	±3600µF
DPX15-24WD12	9.5 - 36 VDC	±12 VDC	0mA	±625mA	75mVp-p	35mA	762mA	86	±625µF
DPX15-24WD15	9.5 - 36 VDC	±15 VDC	0mA	±500mA	75mVp-p	35mA	762mA	86	±400µF
DPX15-48WS3P3	18 - 75 VDC	3.3 VDC	0mA	4500mA	50mVp-p	37mA	387mA	84	14700µF
DPX15-48WS05	18 - 75 VDC	5 VDC	0mA	3000mA	50mVp-p	38mA	381mA	86	7200µF
DPX15-48WS5P1	18 - 75 VDC	5.1 VDC	0mA	3000mA	50mVp-p	38mA	389mA	86	7200µF
DPX15-48WS12	18 - 75 VDC	12 VDC	0mA	1250mA	75mVp-p	18mA	386mA	85	1250µF
DPX15-48WS15	18 - 75 VDC	15 VDC	0mA	1000mA	75mVp-p	18mA	386mA	85	800µF
DPX15-48WD05	18 - 75 VDC	± 5 VDC	0mA	± 1500mA	75mVp-p	37mA	381mA	86	±3600µF
DPX15-48WD12	18 - 75 VDC	± 12VDC	0mA	± 625mA	75mVp-p	20mA	381mA	86	±625µF
DPX15-48WD15	18 - 75 VDC	± 15 VDC	0mA	± 500mA	75mVp-p	20mA	381mA	86	±400µF

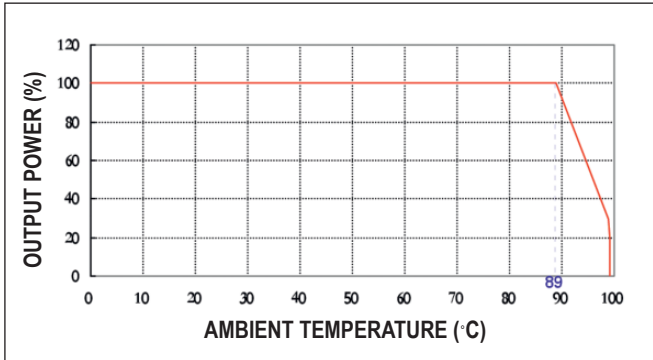
Notes see above

1. BELLCORE TR-NWT-000332. Case I: 50% Stress, Temperature at 40°C. MIL-HDBK-217F Notice2 @Ta=25°C, Full load(Ground, Benign, controlled environment).
2. The ON/OFF control pin voltage is referenced to -Vin. Positive logic standard To order Negative logic ON/OFF control add the suffix-N (Ex:DPX15-48WS05-N)
3. Typical value at nominal input voltage and full load.
4. Typical value at nominal input voltage and no load.
5. Maximum value at nominal input voltage and full load.
6. Test by minimum Vin and constant resistive load.

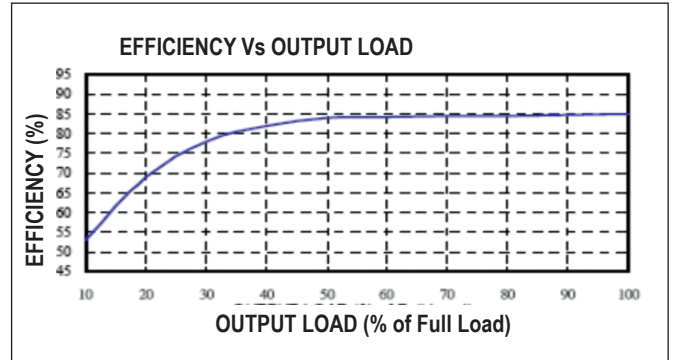
Outline Drawing DPX15W Series



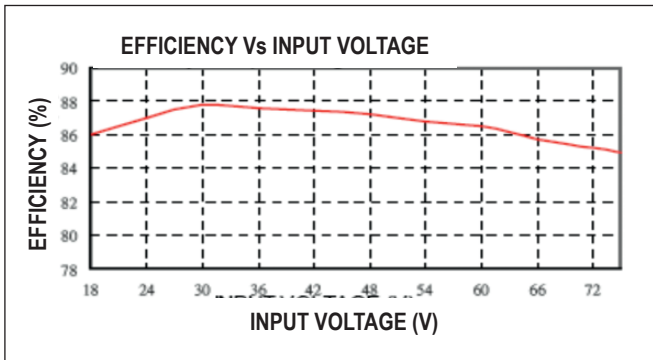
## Derating Curve DPX15-48WS05



## Efficiency / Load Curve DPX15-48WS05



## Efficiency / Input Curve DPX15-48WS05



### Pinout

PIN	Single	Dual
1	CTRL	CTRL
2	- Input	- Input
3	- Input	- Input
4	+ Input	+ Input
5	NC	NC
6	- Output	- Output
7	+ Output	Common
8	NC	+ Output

NC: No connection

Screw terminals - wire range from 14 to 18 AWG

### Options

Option	Suffix
Negative Logic Remote ON/OFF	- N

**TDK-LAMBDA EMEA**

[www.emea.tdk-lambda.com](http://www.emea.tdk-lambda.com)



**TDK-Lambda France SAS**

Route de Grivery  
ZAC des Delaches  
CS 41077  
91978 Courtaboeuf Cedex  
France  
Tel: +33 1 60 12 71 65  
Fax: +33 1 60 12 71 66  
[france@fr.tdk-lambda.com](mailto:france@fr.tdk-lambda.com)  
[www.fr.tdk-lambda.com](http://www.fr.tdk-lambda.com)



**Italy Sales Office**  
Via dei Lavoratori 128/130  
20092 Cinisello Balsamo (MI)  
Italy  
Tel: +39 02 61 29 38 63  
Fax: +39 02 61 29 09 00  
[info.italia@it.tdk-lambda.com](mailto:info.italia@it.tdk-lambda.com)  
[www.it.tdk-lambda.com](http://www.it.tdk-lambda.com)



**TDK-Lambda Germany GmbH**

Karl-Bold-Strasse 40  
77855 Achern  
Germany  
Tel: +49 7841 666 0  
Fax: +49 7841 5000  
[info.germany@de.tdk-lambda.com](mailto:info.germany@de.tdk-lambda.com)  
[www.de.tdk-lambda.com](http://www.de.tdk-lambda.com)



**Austria Sales Office**  
Aredstrasse 22  
2544 Leobersdorf  
Austria  
Tel: +43 2256 655 84  
Fax: +43 2256 645 12  
[info.germany@de.tdk-lambda.com](mailto:info.germany@de.tdk-lambda.com)  
[www.de.tdk-lambda.com](http://www.de.tdk-lambda.com)



**TDK-Lambda UK Ltd.**

Kingsley Avenue  
Ilfracombe  
Devon EX34 8ES  
United Kingdom  
Tel: +44 (0) 12 71 85 66 66  
Fax: +44 (0) 12 71 86 48 94  
[powersolutions@uk.tdk-lambda.com](mailto:powersolutions@uk.tdk-lambda.com)  
[www.uk.tdk-lambda.com](http://www.uk.tdk-lambda.com)



**Nemic Lambda Ltd.**

Kibbutz  
Givat Hashlosha 48800  
Israel  
Tel: +9 723 902 4333  
Fax: +9 723 902 4777  
[info@nemic.co.il](mailto:info@nemic.co.il)  
[www.nemic.co.il](http://www.nemic.co.il)



**Russia**

Technical Support:  
St Petersburg  
Tel: +7 (812) 6580463  
Sales:  
Moscow  
Tel: +7 (499) 7557732  
[info@tdk-lambda.ru](mailto:info@tdk-lambda.ru)  
[www.tdk-lambda.ru](http://www.tdk-lambda.ru)

**LOCAL DISTRIBUTION**

