

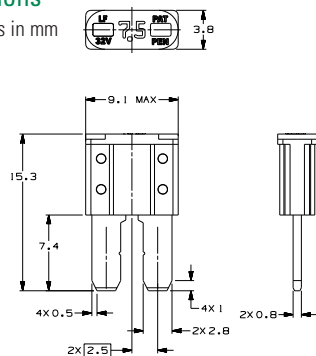
MICRO2™ Blade Fuses



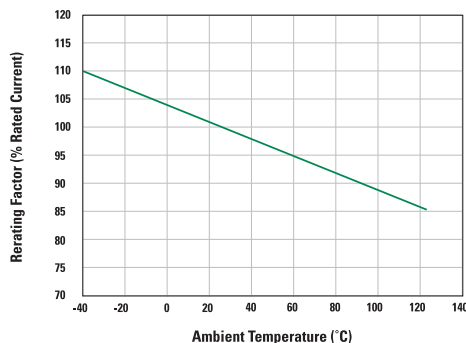
MICRO2™ Sn  
(Tin plated) Blade Fuses

## Dimensions

Dimensions in mm



## Temperature Derating Curve



## MICRO2™ Blade Fuses Rated 32V

The MICRO2™ Fuse is the new standard for vehicle circuit protection. Its sub-miniature design meets the need for more circuits to be protected while utilizing less space and its ability to cope with high temperatures in adverse environments makes the MICRO2™ Fuse of recommended choice for protection.

Black amperage stamps are used on the 20A & 25A / light colored housings to improve contrast for vision system inspection.

### Specifications

	MICRO2 (Silver Plated)	MICRO2 Sn (Tin Plated)
Voltage Rating:	32 VDC	32 VDC
Interrupting Ratings:	1000A @ 32 VDC	1000A @ 32 VDC
*Component Level Temperature Range:	-40°C to +125°C	-40°C to +105°C
**System Level Temperature Range:	-40°C to +105°C	-40°C to +85°C
	<i>105°C and 85°C are typical system level temperature requirements.</i>	
Terminals:	Ag plated zinc alloy	Sn plated zinc alloy
Housing Material:	PA66	PA66
Conforms to:	SAE 2741 and ISO 8820-3 in reference to electrical, mechanical and environmental performance requirements	

### RoHS

### Ordering Information

Part Number	Package Size
0327xxx.YX2S	4000
0327xxx.UXS	500
0327xxx.LXS	50
MICRO2 Sn Fuse	
0327xxx.YX2T	4000

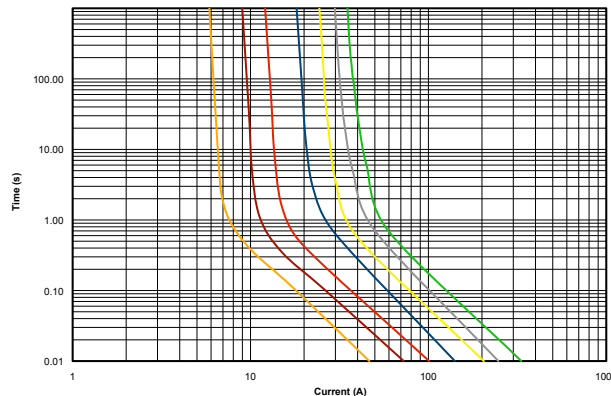
### Time-Current Characteristics

Part Number	Package Size	% of Rating	Opening Time Min / Max
0327xxx.YX2S	4000	110	100 h / -
0327xxx.UXS	500	135	0.75 sec / 120 sec
0327xxx.LXS	50	160	0.30 sec / 50 sec
MICRO2 Sn Fuse		200	0.15 sec / 5 sec
0327xxx.YX2T	4000	350	0.04 sec / 0.50 sec
		600	0.02 sec / 0.100 sec

### Ratings

Part Number	Current Rating (A)	Housing Material Color	Typ. Voltage Drop (mV)	Cold Resistance (mΩ)	I²t (A²s)
0327005_	5	Brown	116	17.4	17
032707.5_	7.5	Red	106	10.8	47
0327010_	10	Blue	102	7.7	89
0327015_	15	Green	94	4.9	189
0327020_	20	Yellow	91	3.5	397
0327025_	25	White	90	2.6	585
0327030_	30	Black	88	2.1	1028

### Time-Current Characteristic Curves



**\*Component Level Temperature** = the maximum ambient temperature that a single fuse will survive. This does not factor-in the heat from a populated fuse box, but does include the heat from the current load with the proper derating. **\*\*System Level Temperature** represents the ambient temperature of the fuse box at a location within the vehicle. The temperature within a populated fuse box (in a given location) will be higher. The limiting factor is the plating. Sn-plating's temperature limit is ≈130°C, and Ag-plating allows up to 150°C at the terminal interface.