

MINI® Blade Fuses Rated 58V

MINI® style fuse for use in 42V Systems. Same Time-Current characteristic as the 32V MINI® fuse. Fits into standard MINI® fuse sockets. Has a rejection feature to prevent fuses with lower voltage rating from being wrongfully inserted into the circuit. Current rating 2A - 30A @58 VDC max.

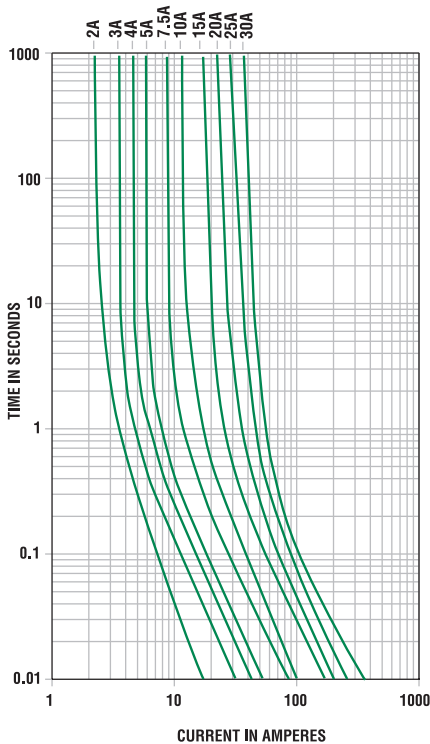
Specifications

Interrupting Rating:	1000A @ 58 VDC
Voltage Rating:	58 VDC
*Component Level Temperature Range:	-40°C to +125°C
**System Level Temperature Range:	-40°C to +105°C
<i>105°C is a typical system level temperature requirement.</i>	
Terminals:	Ag plated zinc alloy
Housing Materials:	PA66
Complies with:	SAE J2077, SAE 2576 ISO 8820 UL 248 Special Purpose Fuses



MINI® Blade Fuses

Time-Current Characteristic Curves



Component Level Temperature** = the maximum ambient temperature that a single fuse will survive. This does not factor-in the heat from a populated fuse box, but does include the heat from the current load with the proper rerating. *System Level Temperature** represents the ambient temperature of the fuse box at a location within the vehicle. The temperature within a populated fuse box (in a given location) will be higher. The limiting factor is the plating. Sn-plating's temperature limit is ~130°C, and Ag-plating allows up to 150°C at the terminal interface.

Ordering Information

Part Number	Package Size
0997xxx.WXN	3000

Time-Current Characteristics

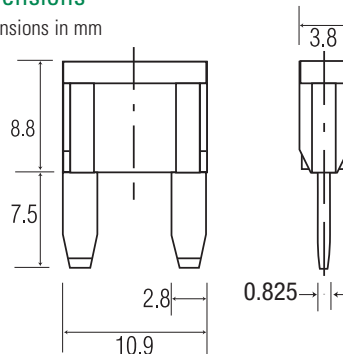
% of Rating	Opening Time Min / Max (s)
110	360,000 s / -
135	0.75 s / 600 s
200	0.15 s / 5 s
350	0.080 s / 0.500 s
600	0.030 s / 0.100 s

Ratings

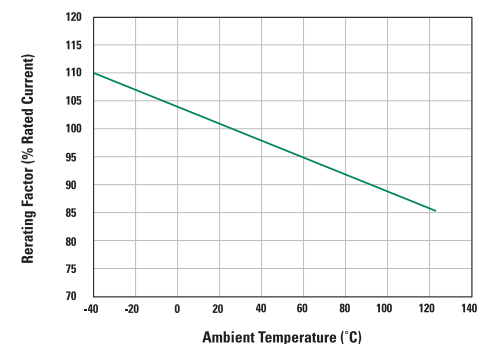
Part Number	Current Rating (A)	Housing Material Color	Typ. Voltage Drop (mV)	Cold Resistance (mΩ)	I ² t (A ² s)
0997002_	2	Grey	171	55.60	2.8
0997003_	3	Purple	153	33.75	9.4
0997004_	4	Pink	121	23.48	17
0997005_	5	Brown	129	17.75	25
099707.5_	7.5	Dark Brown	135	10.85	68
0997010_	10	Red	108	7.42	93
0997015_	15	Blue	98	4.58	270
0997020_	20	Yellow	96	3.21	380
0997025_	25	Light Orange	86	2.36	625
0997030_	30	Dark Green	87	1.85	1130

Dimensions

Dimensions in mm



Temperature Rerating Curve



Littelfuse products are not designed for, and shall not be used for, any purpose (including, without limitation, automotive, military, aerospace, medical, life-saving, life-sustaining or nuclear facility applications, devices intended for surgical implant into the body, or any other application in which the failure or lack of desired operation of the product may result in personal injury, death, or property damage) other than those expressly set forth in applicable Littelfuse product documentation. Warranties granted by Littelfuse shall be deemed void for products used for any purpose not expressly set forth in applicable Littelfuse documentation. Littelfuse shall not be liable for any claims or damages arising out of products used in applications not expressly intended by Littelfuse as set forth in applicable Littelfuse documentation. The sale and use of Littelfuse products is subject to Littelfuse Terms and Conditions of Sale, unless otherwise agreed by Littelfuse.