



North American FWA 130V 1000-4000A



Type	Rated Current RMS-Amps	Electrical Characteristics			Ordering Information			Dimensions	Curves
		I ² t (A ² Sec)		Watts Loss	Part Number	Carton Qty.	Carton Weight (lbs)	Figure Number	See Page or (BIF #)
		Pre-arc	Clearing at 130V						
FWA 130V	1000	170000	460000	60	FWA-1000AH	1	3.3	Fig. 1	page 21 (35785301)
	1200	270000	730000	70	FWA-1200AH				
	1500	520000	1400000	78	FWA-1500AH				
	2000	860000	2400000	108	FWA-2000AH				
	2500	1500000	4100000	130	FWA-2500AH				
	3000	2100000	5700000	150	FWA-3000AH				
	4000	3400000	9200000	257	FWA-4000AH			Fig. 2	

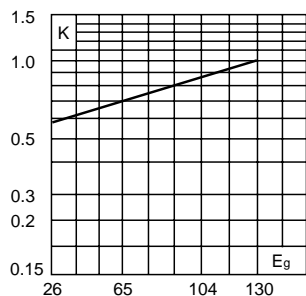
- Interrupting rating 200kA RMS Symmetrical.
- Watts loss provided at rated current.
- 130 Vdc U.L. Recognition on 1000 through 2000 amperes only.
- See accessories on page 20.

1 kg = 2.2 lbs 1 lb = 0.45 kg

Electrical Characteristics

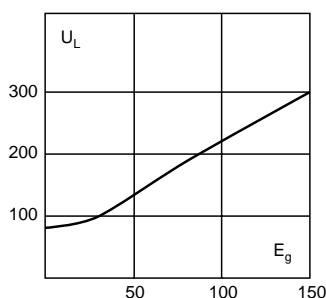
Total Clearing I²t

The total clearing I²t at rated voltage and at power factor of 15% are given in the electrical characteristics. For other voltages, the clearing I²t is found by multiplying by correction factor, K, given as a function of applied working voltage, E_g, (RMS).



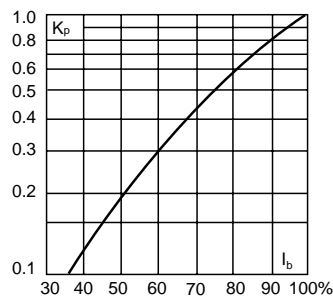
Arc Voltage

This curve gives the peak arc voltage, U_L, which may appear across the fuse during its operation as a function of the applied working voltage, E_g, (RMS) at a power factor of 15%.



Power Losses

Watts loss at rated current is given in the electrical characteristics. The curve allows the calculation of the power losses at load currents lower than the rated current. The correction factor, K_p, is given as a function of the RMS load current, I_b, in % of the rated current.





North American

FWA 130V 1000-4000A



Dimensions

Fig. 1: 1000-3000 Amp Range

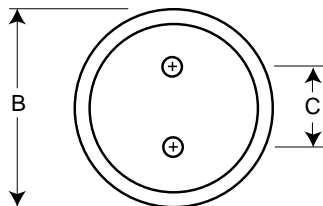
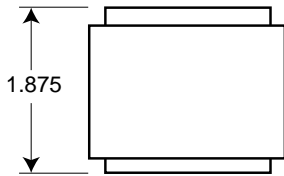
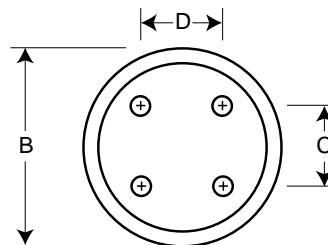
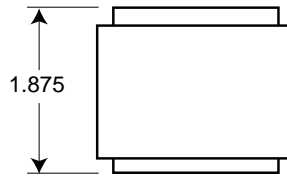


Fig. 2: 4000 Amp Range



Order #	Fig.	B	C	D	Thread Depth
FWA-1000AH-2000AH	1	2.0	1.0	—	Tapped $\frac{3}{8}$ "-24 x $\frac{1}{2}$ "
FWA-3000AH	1	3.0	1.5	—	Tapped $\frac{1}{2}$ "-20 x $\frac{1}{2}$ "
FWA-4000AH	2	3.5	1.5	1.5	Tapped $\frac{1}{2}$ "-20 x $\frac{1}{2}$ "

Dimension in inches.
1mm = 0.0394" 1" = 25.4mm

