

Time-Lag SMD Fuse 1206

multicomp **PRO**

RoHS
Compliant



Description

The SMD fuses stand out due to their ultra-small size and excellent electrical performance, reliability and quality. The solder-free design provides outstanding on-off and temperature cycling characteristics during operation and also makes our SMD fuses more heat and shock tolerant than typical subminiature fuses.

Applications

Industrial Products such as cellphones, DVD players, battery packs, hard disk drives and digital cameras

Features

- Rapid interruption of excessive current
- Pass the AEC-Q200 automotive grade certified
- Compatible with reflow and wave soldering
- Ceramic and glass construction
- Excellent environmental integrity
- Non-resettable fuse design
- Lead-free and Halogen-free
- Designed to UL 248-14

Specifications

Operating Temperature	: -55°C to +125°C
Storage Conditions	: +10°C to +60°C
Relative Humidity	: ≤ 75% yearly average without dew, maximum 30 days at 95%
Vibration Resistance	: 24 cycles at 15 min. each 10-60Hz at 0.75mm amplitude 60-2000Hz at 10g acceleration

Electrical Characteristics

Part Number	Rated Current (A)	Rated Voltage DC	Typical Voltage Drop (mV)	Breaking Capacity	Typical Cold Resistance (mΩ)	Typical Melting I ² t (A ² sec)
MP001611	7	24V/32V	130	50A@32V DC 300A@24V DC	12.3	14

Notes:


- (1) DC interrupting rating (Measured at rated voltage, time constant of less than 50 microseconds, battery source)
- (2) DC cold resistance are measured at <10% of rated current in ambient temperature of 25°C
- (3) Typical pre-arcing I²t are measured at 10In current choice fuse for surge application (USB charger etc.), make sure the I²t of fuse is 4 times than surge.
- (4) Designed to AEC-Q200 Automotive Grade Certified.

Time-Lag SMD Fuse 1206

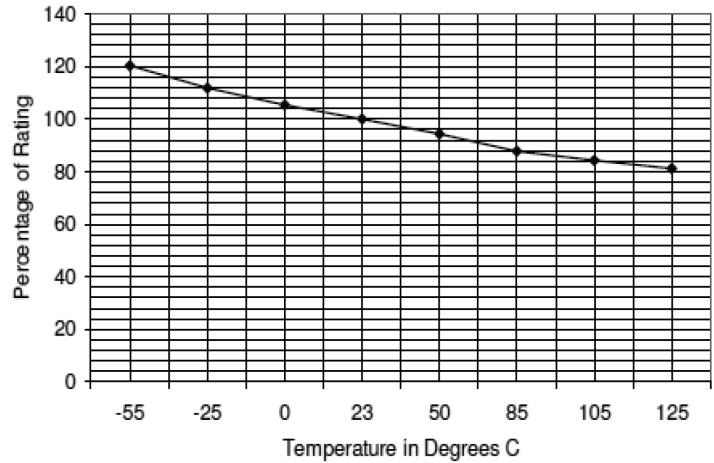
Time vs Current Characteristics Table

Time vs Current Characteristics: UL-248-14			
Rated Current	100%	350%	1000%
7A	>4h	<5s	0.2ms ~ 10ms

Average Time Current (I-T) Curves

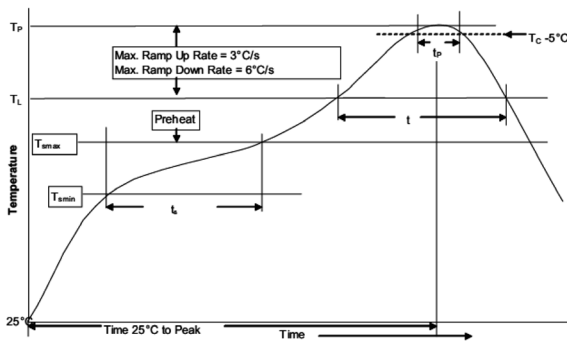


Temperature Derating Curve



- (1) Normal ambient temperature: 23°C ±3°C
- (2) Operating temperature: -55°C to +125°C, with proper correction factor applied

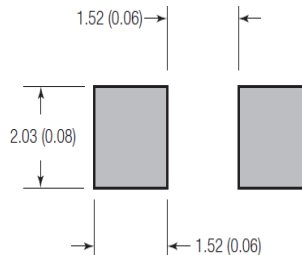
Soldering Parameters



- Infrared Reflow:**
Temperature: 260°C
Time: 5sec Max.
- Wave Soldering:**
Reservoir Temperature: 260°C
Time in Reservoir: 10sec Max.
- Hand Soldering**
Temperature: 300°C
Time: 2 sec. Max.

Profile Feature		Pb-Free Solder
Average Ramp-UP Rate (T _{max} to T _p)		3°C/s Max.
Preheat	Temperature Min (T _{s min})	150°C
	Temperature Max (T _{s max})	200°C
	Time (T _{smin} to T _{s max})	60sec to 120sec
Liquidous temperature (T _L)		217°C
Time at liquidous (t _L)		60sec to 150sec.
Peak package body temperature (T _P)		260°C
Time (t _p) within 5°C of specified classification temperature (T _C)		30sec.
Average ramp-down rate (T _P to T _{smax})		6°C/s Max.
Time (25°C to Peak Temperature)		8 minutes Max.

Recommended Land Pattern

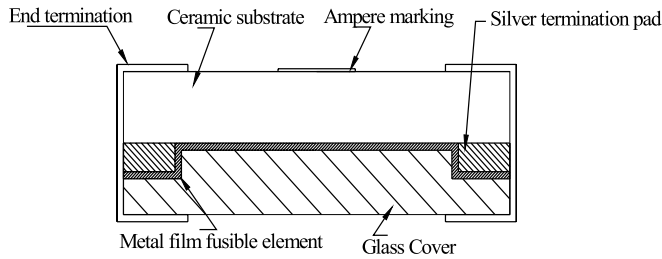


Dimensions : Millimetres (Inches)

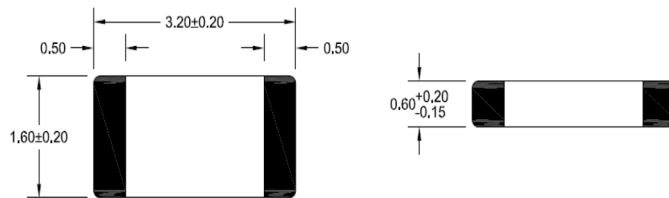
Newark.com/multicomp-pro
Farnell.com/multicomp-pro
Element14.com/multicomp-pro

Time-Lag SMD Fuse 1206

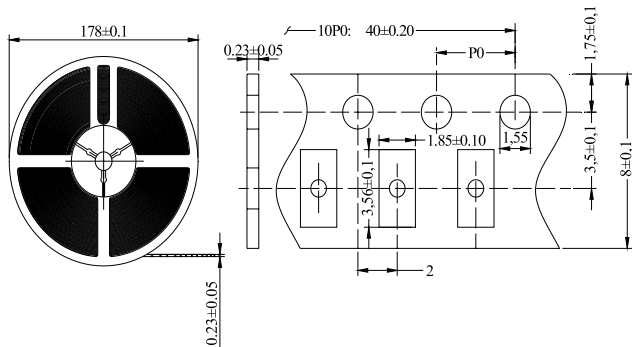
Mechanical Specifications



Diagram



Packing Information



Dimensions : Millimetres

Part Number Table

Description	Part Number
SMD Fuse, Time-Lag, 7A, 32V DC, 1206	MP001611

Important Notice : This data sheet and its contents (the "Information") belong to the members of the AVNET group of companies (the "Group") or are licensed to it. No licence is granted for the use of it other than for information purposes in connection with the products to which it relates. No licence of any intellectual property rights is granted. The Information is subject to change without notice and replaces all data sheets previously supplied. The Information supplied is believed to be accurate but the Group assumes no responsibility for its accuracy or completeness, any error in or omission from it or for any use made of it. Users of this data sheet should check for themselves the Information and the suitability of the products for their purpose and not make any assumptions based on information included or omitted. Liability for loss or damage resulting from any reliance on the Information or use of it (including liability resulting from negligence or where the Group was aware of the possibility of such loss or damage arising) is excluded. This will not operate to limit or restrict the Group's liability for death or personal injury resulting from its negligence. Multicomp Pro is the registered trademark of Premier Farnell Limited 2019.