



## SinglFuse™ SF-2410FPxxxW Series Features

- Single blow fuse for overcurrent protection
- 6125 (EIA 2410) footprint
- Fast acting precision
- UL 248-14 listed
- RoHS compliant\* and halogen free\*\*
- Wire core SMD design
- Surface mount packaging for automated assembly

### SF-2410FPxxxW Series - Fast Acting Precision Wire Core Surface Mount Fuses

#### Electrical Characteristics

Model	Rated Current (Amps)	Fusing Time	Resistance (Ω) Typ.***	Rated Voltage	Interrupting Rating	Typical I <sup>2</sup> t (A <sup>2</sup> s) ****
SF-2410FP050W-2	0.50	Open within 5 sec. at 200 % rated current	0.231	AC 250 V DC 125 V	AC 250 V 100 A DC 125 V 50 A DC 32 V 300 A	0.10
SF-2410FP063W-2	0.63		0.174			0.16
SF-2410FP075W-2	0.75		0.148			0.23
SF-2410FP100W-2	1.00		0.093			0.59
SF-2410FP125W-2	1.25		0.070			0.96
SF-2410FP150W-2	1.50		0.062			1.19
SF-2410FP200W-2	2.00		0.042	2.75		
SF-2410FP250W-2	2.50		0.031	1.21		
SF-2410FP300W-2	3.00		0.0249	1.73		
SF-2410FP315W-2	3.15		0.0232	2.20		
SF-2410FP350W-2	3.50		0.022	2.50		
SF-2410FP400W-2	4.00		0.0172	4.10		
SF-2410FP500W-2	5.00		0.0143	5.90		
SF-2410FP630W-2	6.30		0.010	12.50		
SF-2410FP700W-2	7.00		0.0094	14.20		
SF-2410FP800W-2	8.00		0.0086	20.30		
SF-2410FP1000W-2	10.00		0.0066	29.20		

\*\*\* Resistance value measured with ≤10 % rated current at 25 °C ambient.

\*\*\*\* Melting I<sup>2</sup>t calculated at 0.001 second pre-arcing time.

#### Reliability Testing

No.	Test	Requirement	Test Condition	Test Reference
1	Reflow and bend	DCR change ≤ 20 % (≤ 10 % for ≤1 A) No mechanical damage	3 reflows at 245 °C followed by a 2 mm bend	Refer to STP document
2	Solderability	Minimum 90 % coverage	One dip at 245 °C for 5 seconds	MIL-STD-202 Method 208
3	Soldering heat resistance	DCR change ≤ 20 % (≤ 10 % for ≤1 A) New solder coverage ≤ 75 %	One dip at 260 °C for 10 seconds	MIL-STD-202 Method 210
4	Moisture resistance	DCR change ≤ ±15 % No excessive corrosion	10 cycles	MIL-STD-202 Method 106
5	Salt spray	DCR change ≤ ±10 % No excessive corrosion	48 hour exposure, 5 % salt solution	MIL-STD-202 Method 101
6	Mechanical vibration	DCR change ≤ ±10 % No mechanical damage	0.4 inch D.A. or 30 G between 5-3000 Hz	MIL-STD-202 Method 204
7	Mechanical shock	DCR change ≤ ±10 % No mechanical damage	1500 G, 0.5 ms, half-sine shocks	MIL-STD-202 Method 213
8	Thermal Shock	DCR change ≤ ±10 % No mechanical damage	100 cycles between -65 °C and +125 °C	MIL-STD-202 Method 107
9	Life	No electrical "opens" during testing Voltage drop change shall be less than ±20 % of initial value	80 % rated current (75 % for < 1 A fuses) for 2000 hours at ambient temperature +25 °C	Refer to STP document

\* RoHS Directive 2002/95/EC Jan. 27, 2003 including annex and RoHS Recast 2011/65/EU June 8, 2011.

\*\* Bourns considers a product to be "halogen free" if (a) the Bromine (Br) content is 900 ppm or less;

(b) the Chlorine (Cl) content is 900 ppm or less; and (c) the total Bromine (Br) and Chlorine (Cl) content is 1500 ppm or less.

"SinglFuse" is a trademark of Bourns, Inc.

Specifications are subject to change without notice.

The device characteristics and parameters in this data sheet can and do vary in different applications and actual device performance may vary over time. Users should verify actual device performance in their specific applications.

# SingIFuse™ SF-2410FPxxxW Series Applications

- LCD / LED TVs
- White goods
- PC servers
- LCD monitors
- DC/DC converters
- DC/AC inverters
- Notebooks / ultrabooks
- Telecom systems
- Chargers


**SF-2410FPxxxW Series - Fast Acting Precision Wire Core Surface Mount Fuses** **BOURNS®**

**Environmental Characteristics**

Operating Temperature..... -55 °C to +125 °C  
 Storage Conditions  
   Temperature ..... +5 °C to +35 °C  
   Humidity..... 40 % to 75 %  
   Shelf Life..... 2 years from manufacturing date  
 Moisture Sensitivity Level..... 1  
 ESD Classification (HBM)..... Class 6

**Typical Part Marking**

Represents total content. Layout may vary.



RATED CURRENT (A)

C = 0.50	K = 3.00
S = 0.63	V = 3.15
D = 0.75	L = 3.50
E = 1.00	M = 4.00
F = 1.25	N = 5.00
G = 1.50	O = 6.30
I = 2.00	P = 7.00
J = 2.50	R = 8.00
	Q = 10.0

**How to Order**

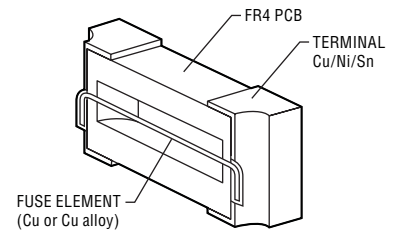
**SF - 2410 FP 100 W - 2**

SingIFuse™  
 Product Designator  
 SMD Footprint  
   2410 = 6125 (EIA 2410) size  
 Fuse Blow Type  
   FP = Fast Acting Precision  
 Rated Current  
   050 ~ 1000 (0.50 A ~ 10.00 A)  
 Structure Type  
   W = Wire Core  
 Packaging Type  
   - 2 = Tape & Reel

**Agency Recognition**

UL File Number ..... E198545  
<http://www.ul.com/> Follow link to Online Certificates Directory, then enter UL File No. E198545, or [click here](#)

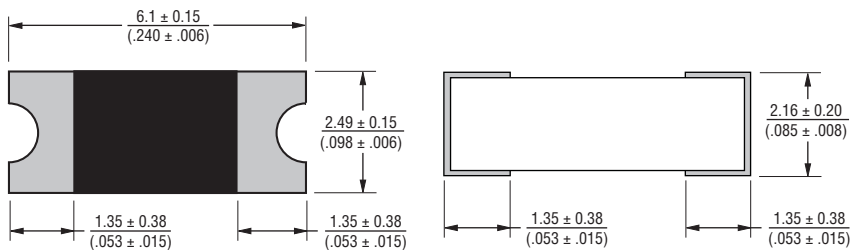
**Construction**



**Packaging Quantity**

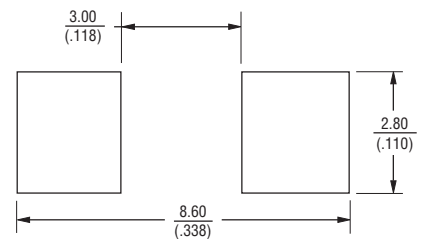
2,000 pieces per 7-inch reel

**Product Dimensions**



DIMENSIONS:  $\frac{\text{MM}}{\text{(INCHES)}}$

**Recommended Pad Layout**



Specifications are subject to change without notice.  
 The device characteristics and parameters in this data sheet can and do vary in different applications and actual device performance may vary over time.  
 Users should verify actual device performance in their specific applications.