

**General Specifications**

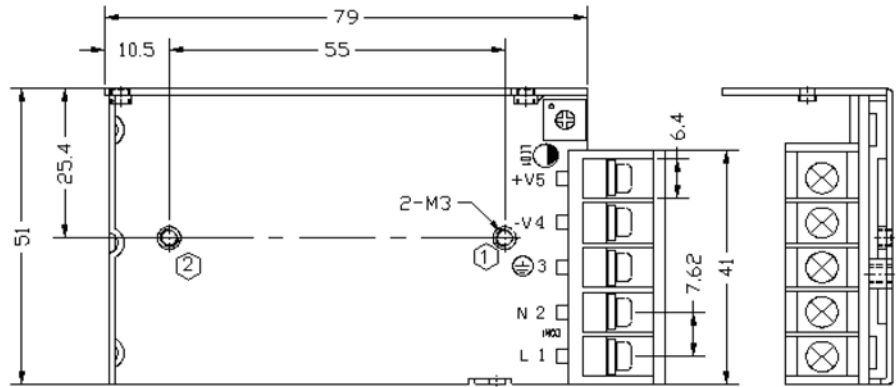
Temperature ranges	– Operating	TXM 100/150	–20°C to +60°C
		TXM 015/025/035/050/075	–25°C to +70°C
	– Load derating above 40°C	TXM 100 or 3.3/5V	2.5%/°K (1.3%/°K for 3.3/5V)
	– Load derating above 40°C	TXM 150 or 3.3/5V	1.67%/°K (1.3%/°K for 3.3/5V)
	– Load derating above 50°C	all other models	2%/°K (4%/°K for TXM 200; 3.3%/K for TXM 320)
	– Storage (non operating)		–30°C to +85°C
Temperature coefficient		all models	0.03%/°C
Humidity (non condensing)			90 % rel. H max. (non condensing)
Hold-up time			10 ms min. (115 VAC) 10 ms min. (230 VAC)
Isolation voltage (60 sec.)	– Input/Output		3'000 VAC
	– Input/Case		1'500 VAC
	– Output/Case		500 VAC
Reliability /calculated MTBF (MIL-HDBK-217F, at +25°C typ., ground benign)			>200'000 h
Altitude during operation		TXM 015 & 025 models:	2'000 m max. (6'667 ft) approved
		all other models:	5'000 m max. (16'400 ft) approved
Electromagnetic compatibility (EMC), Emissions	– Conducted input RI suppression		EN 55022, class B
	– Harmonic current emissions		IEC/EN 61000-3-2,
	– Flicker		IEC/EN 61000-3-3
Electromagnetic compatibility (EMC), Immunity	– Electrostatic discharge ESD		IEC/EN 61000-4-2 4 kV / 8 kV criteria B
	– RF field immunity		IEC/EN 61000-4-3 10 V/m criteria A
	– Electrical fast transients/burst immunity		IEC/EN 61000-4-4 2 kV criteria B
	– Surge		IEC/EN 61000-4-5 1 kV / 2 kV criteria B
	– Conducted RF		IEC/EN 61000-4-6 10 V/m criteria A
	– Magnetic field		IEC/EN 61000-4-8 3 A/m criteria A
Safety standards	– UL/cUL		UL 60950-1 (entry for 100-320W models is pending)
	– CB report	TXM 100 & TXM 150 models:	EN 60950-1:2006/A11:2009/A1:2010/ A12:2011/A2:2013 IEC 60950-1(ed.2) IEC 60950-1(ed.2)Am1, IEC 60950-1(ed.2)Am2
		all other models:	IEC 60950-1/A1:2009
	– Certification documents		<a href="http://www.tracopower.com/overview/txm">www.tracopower.com/overview/txm</a>
Environmental compliance	– Reach declaration		<a href="http://www.tracopower.com/overview/txm">www.tracopower.com/overview/txm</a>
	– RoHS		directive 2011/65/EU

All specifications valid at nominal input voltage, full load and +25°C after warm-up time unless otherwise stated.

**Case Dimensions**

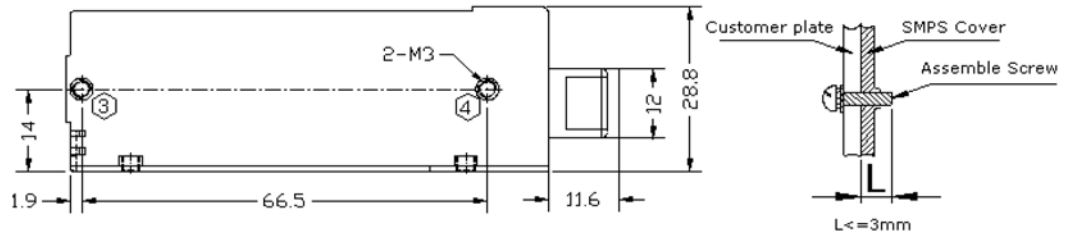
**Case for TXM 015 & TXM 025**

Pin-Out	
Pin	Function
1	AC L
2	AC N
3	GND
4	-Vout
5	+Vout



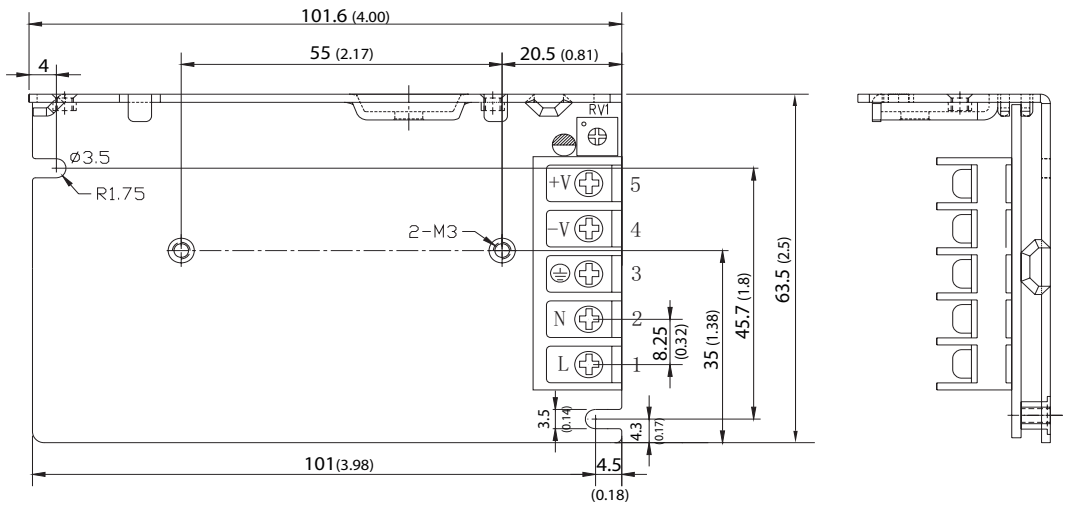
**Weight:**

TXM 015: 165 g  
TXM 025: 175 g

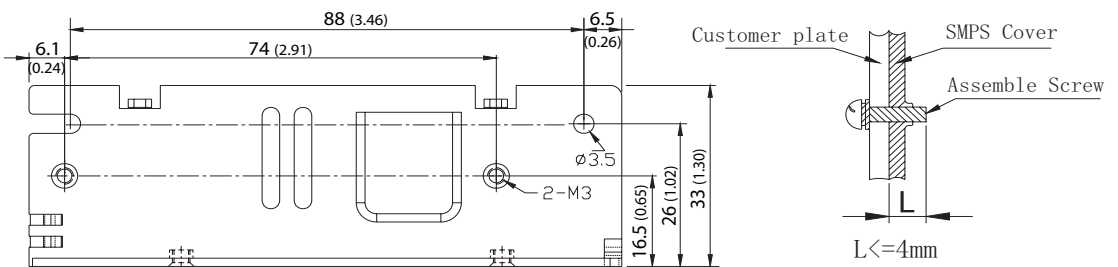


**Case for TXM 035**

Pin-Out	
Pin	Function
1	AC L
2	AC N
3	GND
4	-Vout
5	+Vout



**Weight:** 200 g



Max mounting screw penetration: 2.0 mm (0.08)