

Features

- High-inrush current withstand capability
- EIA 1206 (3216 metric) footprint
- AEC-Q200 compliant*
- UL 248-14 listed
- RoHS compliant** and halogen free***

SF-1206HIA-M Series - Automotive Grade High-Inrush SMD Fuses

Clearing Time Characteristics for Series

% of Current Rating	Clearing Time @ 25 °C	
	Min.	Max.
100 %	4 hours	—
200 % (1 - 6 A)	1 second	60 seconds
350 % (0.5 - 0.75 A)	—	5 seconds

Additional Information

Click these links for more information:



[PRODUCT](#)



[TECHNICAL LIBRARY](#)



[INVENTORY](#)



[SAMPLES](#)

Electrical Characteristics

Model	Rated Current (A)	Resistance (Ω) Typ.*****	Rated Voltage	Interrupting Rating	Typical I ² t (A ² s)*****	Certifications
						cUL: E198545
SF-1206HIA050M-2	0.5	0.98	65 VDC	50 A @ 65 VDC	0.035	✓
SF-1206HIA075M-2	0.75	0.42			0.1	✓
SF-1206HIA100M-2	1.0	0.37			0.112	✓
SF-1206HIA150M-2	1.5	0.165	63 VDC	50 A @ 63 VDC	0.336	✓
SF-1206HIA200M-2	2.0	0.089			0.82	✓
SF-1206HIA300M-2	3.0	0.039			1.36	✓
SF-1206HIA350M-2	3.5	0.03			1.89	✓
SF-1206HIA400M-2	4.0	0.025	32 VDC	50 A @ 32 VDC	2.78	✓
SF-1206HIA450M-2	4.5	0.023			3.25	✓
SF-1206HIA600M-2	6.0	0.013			12.8	✓
			24 VDC	80 A @ 24 VDC		✓

***** Resistance value measured with ≤10 % rated current at 25 °C ambient. Tolerance ± 25 %.

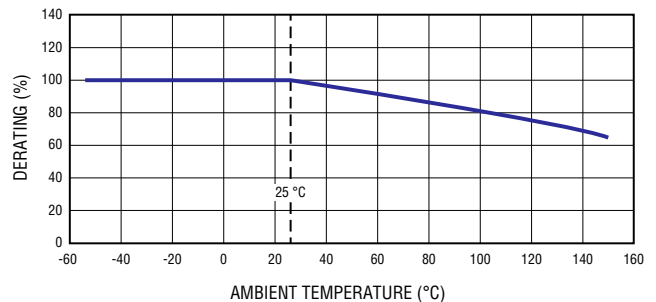
***** Melting I²t calculated at 1000 % of current rating.

Environmental Characteristics

Operating Temperature	-55 °C to + 150 °C
Storage Conditions	
Temperature	+5 °C to +35 °C
Humidity	40 % to 75 %
Moisture Sensitivity Level	1
ESD Classification ¹	Class 6

¹per AEC-Q200-2, HBM

Current Rating Thermal Derating Curve



WARNING Cancer and Reproductive Harm - www.P65Warnings.ca.gov

* Meets Bourns' internal AEC-Q200 equivalent test plan.

** RoHS Directive 2015/863, Mar 31, 2015 and Annex.

*** Bourns considers a product to be "halogen free" if (a) the Bromine (Br) content is 900 ppm or less; (b) the Chlorine (Cl) content is 900 ppm or less; and (c) the total Bromine (Br) and Chlorine (Cl) content is 1500 ppm or less.

"SinglFuse" is a trademark of Bourns, Inc.

Specifications are subject to change without notice.

Users should verify actual device performance in their specific applications.

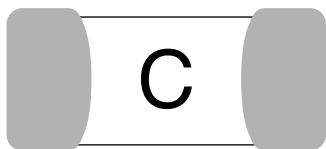
The products described herein and this document are subject to specific legal disclaimers as set forth on the last page of this document, and at www.bourns.com/docs/legal/disclaimer.pdf.

SF-1206HIA-M Series – Automotive Grade High-Inrush SMD Fuses



Typical Part Marking

Represents total content. Layout may vary. Markings in green color.



Rated Current	Part Marking	Rated Current	Part Marking
0.5 A	C	3 A	K
0.75 A	D	3.5 A	L
1 A	E	4 A	M
1.5 A	G	4.5 A	T
2 A	I	6 A	O

How to Order

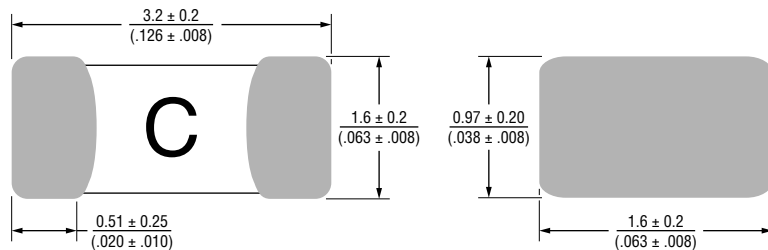
SF - 1206 HI A 050 M - 2

SinglFuse™ _____
 Product Designator _____
 SMD Footprint _____
 1206 = EIA 1206 (3216 metric) _____
 Fuse Blow Type _____
 HI = High Inrush Current Withstand _____
 Automotive Grade _____
 Rated Current _____
 050 ~ 600 = 0.5 A ~ 6 A _____
 Structure Type _____
 M = Ceramic Multilayer _____
 Packaging Type _____
 - 2 = Tape & Reel _____

Packaging

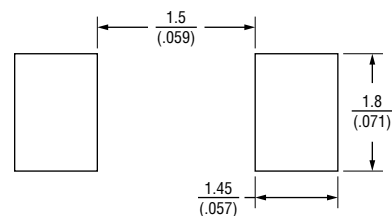
Reel Dimension	7-inch Tape and Reel
Specification	EIA 481-2
Quantity	3,000 pieces
Packaging Code	-2

Product Dimensions



DIMENSIONS: $\frac{\text{MM}}{\text{(INCHES)}}$

Recommended Pad Layout



DIMENSIONS: $\frac{\text{MM}}{\text{(INCHES)}}$

Specifications are subject to change without notice.

Users should verify actual device performance in their specific applications.

The products described herein and this document are subject to specific legal disclaimers as set forth on the last page of this document, and at www.bourns.com/docs/legal/disclaimer.pdf.