

154/154T/154L/154TL Series OMNI-BLOK® Fuse and Holder Assembly





Description

The RoHS compliant 154 Series OMNI-BLOK® Fuse and Holder Assembly offers a solution for efficient installation and easy replacement of miniature Nano²® surface mount fuses. Offered in a tape and reel package, this fuse and holder combination can be installed on a PC board as an efficient single step. Fuse replacement can be accomplished without exposing the PC board to the detrimental effects of solder heat.

The fuse holder unit may be sold as a stand-alone item, shipped in bulk quantity (not pre-packaged in tape and reel cartridges) using part number 155900. Please contact Littelfuse for additional information.

Agency Approvals

Agency	Agency File Number	Ampere Range
	E14721	154 Fast-Acting Fuse: 0.062A - 10A 154 Slo-Blo® Fuse: 0.375A - 7A
	NBK030205-E10480A	154 Fast-Acting Fuse: 1A - 1.6A
	NBK030205-E10480B	154 Fast-Acting Fuse: 2A - 5A
	NBK101105-E184655	154 Fast-Acting Fuse: 6.3A - 10A
	NBK030205-E10480B	154 Slo-Blo® Fuse: 1A - 5A

Features

- Easy fuse replacement rating available
- Miniature size - Fast-Acting Fuses: 62mA - 10A
- RoHS compliant and Halogen Free - Slo-Blo Fuses: 375mA - 5A
- Very Fast-Acting and Time-Lag options available
- Wide operating temperature range
- Holder sized to fit a range of Nano²® type fuses
- Heat-resistant fuseholder, UL94 V-0
- Low fuse temperature re-rating
- 260°C reflow capable fuseholder
- Wide range of current

Ordering Information

With Very Fast-Acting Fuse Installed

Catalog Number	Ampere Rating (A)	Amp Code	Fuse Furnished*
0154.062	0.062	.062	0453.062
0154.080	0.08	.080	0453.080
0154.100	0.1	.100	0453.100
0154.125	0.125	.125	0453.125
0154.160	0.16	.160	0453.160
0154.200	0.2	.200	0453.200
0154.250	0.25	.250	0453.250
0154.315	0.315	.315	0453.315
0154.375	0.375	.375	0453.375
0154.400	0.4	.400	0453.400
0154.500	0.5	.500	0453.500
0154.630	0.63	.630	0453.630
0154.750	0.75	.750	0453.750
0154.800	0.8	.800	0453.800
0154001.	1	001.	0453001.
01541.25	1.25	1.25	04531.25
015401.5	1.5	01.5	045301.5
015401.6	1.6	01.6	045301.6
0154002.	2	002.	0453002.
015402.5	2.5	02.5	045302.5
0154003.	3	003.	0453003.
01543.15	3.15	3.15	04533.15
015403.5	3.5	03.5	045303.5
0154004.	4	004.	0453004.
0154005.	5	005.	0453005.
015406.3	6.3	06.3	045306.3
0154007.	7	007.	0453007.
0154008.	8	008.	0453008.
0154010.	10	010.	0453010.

With Slo-Blo® Fuse Installed

Catalog Number	Ampere Rating (A)	Amp Code	Fuse Furnished*
154.375 T	0.375	.375	0454.375
154.500 T	0.5	.500	0454.500
154.750 T	0.75	.750	0454.750
154001. T	1	001.	0454001.
15401.5 T	1.5	01.5	045401.5
154002. T	2	002.	0454002.
15402.5 T	2.5	02.5	045402.5
154003. T	3	003.	0454003.
15403.5 T	3.5	03.5	045403.5
154004. T	4	004.	0454004.
154005. T	5	005.	0454005.
154007. T	7	007.	0454007.

* The 453 and 454 Series fuses identified above have silver-plated end caps, designed to accommodate solder reflow processes:

For 453 Series fuse replacement, either 451, 453 or 448 Series may be used.

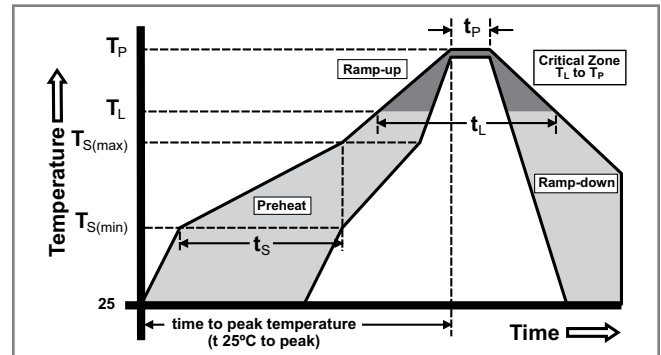
For 454 Series fuse replacement, either 452, 454 or 449 Series may be used.

For detailed operating characteristic and performance information for each of the fuse series mentioned above, please refer to their respective data available online at www.littelfuse.com.

** 155900 is UR recognized and rated 125V, 10A.

Soldering Parameters

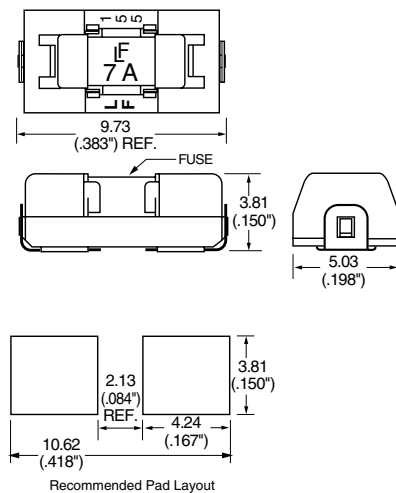
Reflow Condition		Pb – Free assembly
Pre Heat	- Temperature Min ($T_{s(min)}$)	150°C
	- Temperature Max ($T_{s(max)}$)	200°C
	- Time (Min to Max) (t_s)	60 – 120 seconds
Average Ramp-up Rate (Liquidus Temp (T_L) to peak)		5°C/second max.
$T_{s(max)}$ to T_L - Ramp-up Rate		5°C/second max.
Reflow	- Temperature (T_L) (Liquidus)	217°C
	- Temperature (t_L)	60 – 90 seconds
Peak Temperature (T_p)		260 ^{+0/-5} °C
Time within 5°C of actual peak Temperature (t_p)		20 – 40 seconds
Ramp-down Rate		5°C/second max.
Time 25°C to peak Temperature (T_p)		8 minutes max.
Do not exceed		260°C



Product Characteristics

Operating Temperature	-55°C to 125°C
------------------------------	----------------

Dimensions



Part Numbering System

0154 001. D R T L

SERIES ————

AMP Code ————
Refer to Ordering information section on previous page.

QUANTITY Code ————
D = 1500 pcs

PACKAGING Code ————
R = Tape and Reel

TYPE Code ————
T = Time-Lag (Slo-Blo®)

"L" suffix for Black Color Holder

"G" suffix for 451L and 452L Fuses (Au-Plated Caps)

Example:
1.5 amp Fast-acting product is 0154**01.5**DR.
1.5 amp Time-lag product is 0154**01.5**DRT.
(1 amp product shown above).

Packaging

Packaging Option	Packaging Specification	Quantity	Quantity & Packaging Code
Reel Pack	EIA RS-481-2 (IEC 286, part 3)	1500	DR

Additional Information



Datasheet



Resources



Samples