


# Chip™ Fuses

## 3216FF Series, Fast-Acting



### Description

- Fast-acting surface mount fuse
- Ratings up to 30 amps
- Excellent temperature and cycling characteristics
- Compatible with reflow and wave solder

### Agency Information

- UL Recognition Guide JDYX2 & File E19180.
- CSA Component Acceptance: 053787 C 000 & Class No: 1422 30.
- **cULus** Recognition File: E19180, Guide JDYX2/JDYX8

### Environmental Data

- Thermal Shock: MIL-STD-202, Method 107, Test Condition B (-65°C to 125°C)
- Vibration: MIL-STD-202, Method 204, Test Condition C (55Hz - 2kHz, 10G)
- Moisture Resistance: MIL-STD-202, Method 106, 10 day cycle
- Solderability: ANSI/J-STD-002, Test B
- Additional resistance to solder heat test: MIL-STD-202G Method 210F Condition A

### Ordering

- Specify packaging and product code (i.e., TR/3216FF250-R)

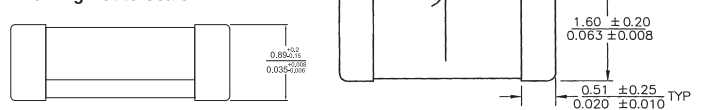
### Soldering Method

- Wave Immersion: 260°C, 10 sec max.
- Infrared Reflow: 260°C, 30 sec max.

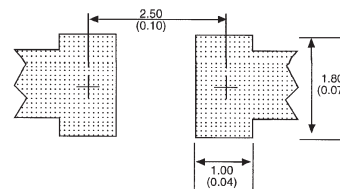
| Electrical Characteristics |                 |              |
|----------------------------|-----------------|--------------|
| Amp Rating                 | % of Amp Rating | Opening Time |
| 250mA - 30A                | 100%            | 4 Hrs. Min.  |
| 1.25A - 3A                 | 200%            | 60 Sec. Max. |
| 250mA - 3A                 | 250%            | 5 Sec. Max.  |
| 4A - 7A                    | 350%            | 1 Sec. Max.  |
| 10A - 30A                  | 350%            | 5 Sec. Max.  |

### Dimension - mm/inches

Drawing Not to Scale



### Recommended Pad Layout - mm (in)



### Specifications

| Part Number  | Volt Ratings |     | Interrupting Rating* (amps) AC/DC | Typical DC Cold Resistance (Ω)** | Typical Melt I <sup>2</sup> t (A <sup>2</sup> S) DC*** | Typical Voltage Drop (V)† | Agency Approvals |     |       |
|--------------|--------------|-----|-----------------------------------|----------------------------------|--|---------------------------|------------------|-----|-------|
|              | Vac          | Vdc |                                   |                                  |  |                           | UR               | CSA | cURus |
| 3216FF250-R  | 32           | 63  | 50                                | 3.5000                           | 0.00038  | 1.40                      | X                | X   |       |
| 3216FF375-R  | 32           | 63  | 50                                | 1.7500                           | 0.00077  | 0.73                      | X                | X   |       |
| 3216FF500-R  | 32           | 63  | 50                                | 0.9800                           | 0.00190  | 0.66                      | X                | X   |       |
| 3216FF750-R  | 32           | 63  | 50                                | 0.5400                           | 0.0053   | 0.63                      | X                | X   |       |
| 3216FF1-R    | 32           | 63  | 50                                | 0.2190                           | 0.030  | 0.20                      | X                | X   |       |
| 3216FF1.25-R | 32           | 63  | 50                                | 0.1700                           | 0.046  | 0.18                      | X                | X   |       |
| 3216FF1.5-R  | 32           | 63  | 50                                | 0.1190                           | 0.093  | 0.18                      | X                | X   |       |
| 3216FF2-R    | 32           | 63  | 50                                | 0.0660                           | 0.126  | 0.16                      | X                | X   |       |
| 3216FF2.5-R  | 32           | 63  | 50                                | 0.0460                           | 0.260  | 0.14                      | X                | X   |       |
| 3216FF3-R    | 32           | 63  | 50                                | 0.0360                           | 0.275  | 0.13                      | X                | X   |       |
| 3216FF4-R    | 32           | 32  | 50                                | 0.0180                           | 0.337  | 0.11                      | X                | X   |       |
| 3216FF4.5-R  | 32           | 32  | 50                                | 0.0160                           | 0.405  | 0.10                      | X                | X   |       |
| 3216FF5-R    | 32           | 32  | 50                                | 0.0140                           | 0.534  | 0.09                      | X                | X   |       |
| 3216FF6.5-R  | 32           | 32  | 50                                | 0.0086                           | 2.294  | 0.076                     | X                | X   |       |
| 3216FF7-R    | 32           | 32  | 50                                | 0.0070                           | 3.623  | 0.078                     | X                | X   |       |
| 3216FF10-R   |              | 24  | 150                               | 0.0045                           | 2.0  | 0.062                     | X                |     | X     |
| 3216FF12-R   |              | 24  | 150                               | 0.0039                           | 7.0  | 0.070                     | X                |     | X     |
| 3216FF15-R   |              | 24  | 150                               | 0.0031                           | 25.5   | 0.066                     | X                |     | X     |
| 3216FF20-R   |              | 24  | 150                               | 0.0018                           | 48.6   | 0.060                     | X                |     | X     |
| 3216FF25-R   |              | 24  | 250                               | 0.0014                           | 32.0   | 0.057                     | X                |     | X     |
| 3216FF30-R   |              | 24  | 300                               | 0.001                            | 43.0   | 0.068                     | X                |     | X     |

\* AC Interrupting Rating measured at rated voltage with a unity power factor; DC Interrupting Rating measured at rated voltage, time constant of less than 50 microseconds, battery source

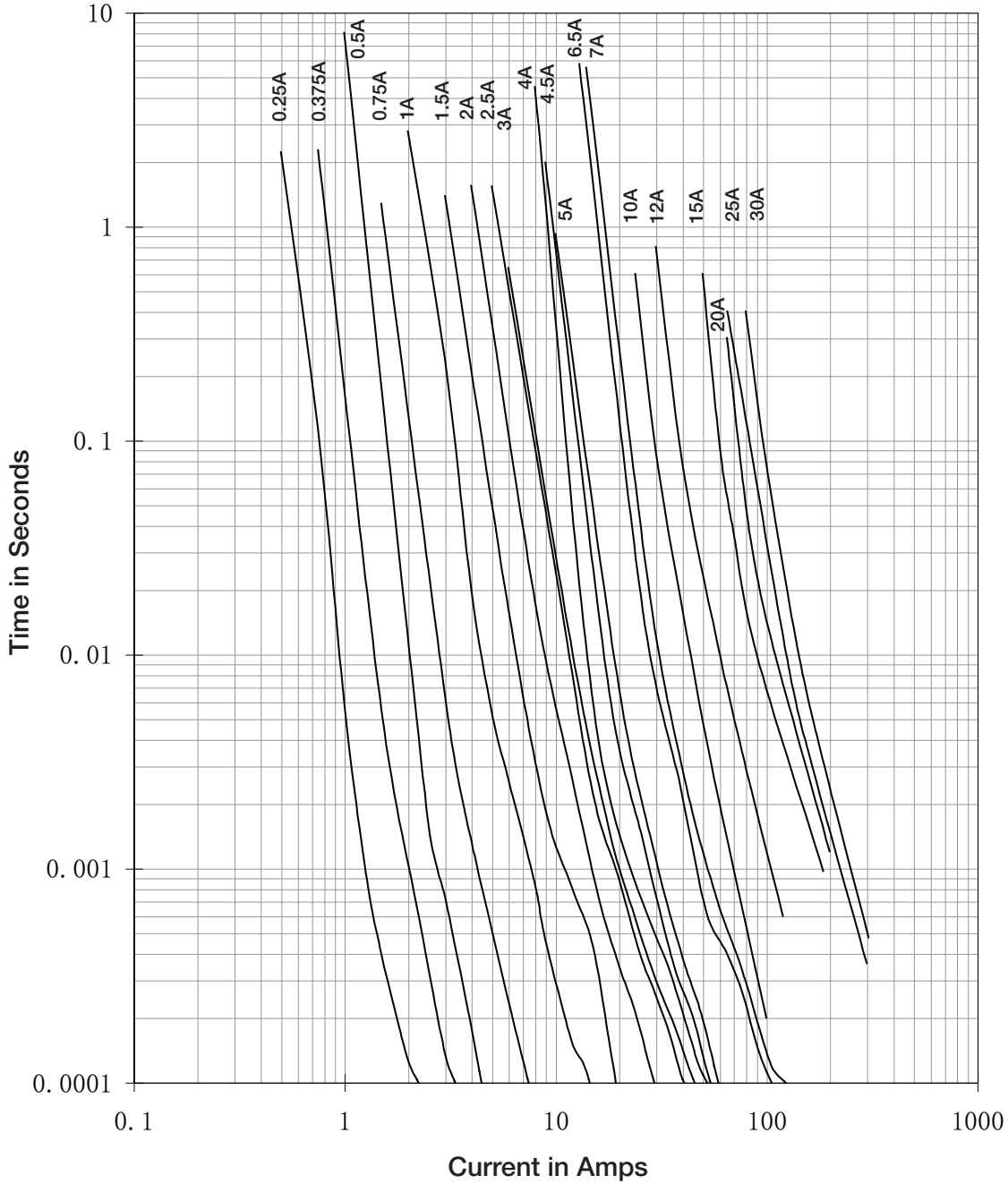
\*\*Typical DC Cold Resistance measured at 10% of rated current

\*\*\*Typical Melting I<sup>2</sup>t measured with a battery bank at rated DC voltage, 10x-rated current, not to exceed IR, time constant of calibrated circuit less than 50 microseconds (6.5A - 30A measured at interrupting rating)

†Typical Voltage Drop measured at rated current after temperature stabilizes. It is recommended that fuses be mounted with ceramic (white) side facing up.

Device designed to carry rated current for four hours minimum. An operating current of 80% or less of rated current is recommended, with further derating required at elevated ambient temperatures.

### Time-Current Curve



| Packaging             |   |
|-----------------------|---|
| Packaging Code Prefix | Description   |
| TR                    | 3000 fuses on 8mm tape-and-reel on a 7 inch (178mm) reel per EIA Standard RS481 |

This bulletin is intended to present product design solutions and technical information that will help the end user with design applications. Cooper Bussmann reserves the right, without notice, to change design or construction of any products and to discontinue or limit distribution of any products. Cooper Bussmann also reserves the right to change or update, without notice, any technical information contained in this bulletin. Once a product has been selected, it should be tested by the user in all possible applications.

Life Support Policy: Cooper Bussmann does not authorize the use of any of its products for use in life support devices or systems without the express written approval of an officer of the Company. Life support systems are devices which support or sustain life, and whose failure to perform, when properly used in accordance with instructions for use provided in the labeling, can be reasonably expected to result in significant injury to the user.

