

Thermal overload relays XTOD












Thermal overload relays

1.1

1

Thermal overload relays

XTOD..CC1S

For use with		Setting range of overload releases I_r (A)	Circuit symbol	Auxiliary contact		Part no. Article no.	Standard package
				N/O = Normally open N/C = Normally closed			
XTCG007	Seperate mounting	0.3~0.45		1 N/O	1 N/C	XTODP45CC1S 167952	1 piece
XTCG009	Seperate mounting	0.45 ~0.67		1 N/O	1 N/C	XTODP67CC1S 167953	1 piece
XTCG012	Seperate mounting	0.67~1.0		1 N/O	1 N/C	XTOD001CC1S 167954	1 piece
XTCG018	Seperate mounting	1.0 ~1.5		1 N/O	1 N/C	XTOD1P5CC1S 167955	1 piece
XTCG025	Seperate mounting	1.4 ~2.1		1 N/O	1 N/C	XTOD2P2CC1S 167956	1 piece
XTCG032	Seperate mounting	1.8~2.7		1 N/O	1 N/C	XTOD2P7CC1S 167957	1 piece
	Seperate mounting	2.4~3.6		1 N/O	1 N/C	XTOD3P6CC1S 167958	1 piece
	Seperate mounting	3.5~5.0		1 N/O	1 N/C	XTOD005CC1S 167959	1 piece
	Seperate mounting	4.0~6.0		1 N/O	1 N/C	XTOD006CC1S 167960	1 piece
	Seperate mounting	5.5~8.5		1 N/O	1 N/C	XTOD8P5CC1S 167961	1 piece
	Seperate mounting	8.5~12.5		1 N/O	1 N/C	XTOD013CC1S 167962	1 piece
	Seperate mounting	12.5~18		1 N/O	1 N/C	XTOD018CC1S 167963	1 piece
	Seperate mounting	17~24		1 N/O	1 N/C	XTOD024CC1S 167964	1 piece
	Seperate mounting	22~30		1 N/O	1 N/C	XTOD030CC1S 167965	1 piece

General

XTOD..CC1S			
Standards	IEC/EN 60947, GB 14048		
Climatic Proofing	Damp heat, constant, to IEC60068-2-78 Damp heat, cyclic, to IEC60068-2-30		
Ambient temperature			
Open	°C	-25~55	
Enclosed	°C	-25~40	
Temperature compensation	°C	-5~40	
Weight	kg	0.15	
Protection type	IP20		

Main contacts

XTOD..CC1S			
Rated impulse withstand voltage	U_{imp}	VAC	6000
Overvoltage category/pollution degree	III/3		
Rated insulation voltage			
AC	U_i	VAC	690
Rated operational voltage	U_e	VAC	600
Overload release setting range	A		0.3-30
Terminal capacity			
Solid	mm ²		1 x (1-6) 2 x (1-6)
Flexible with ferrule	mm ²		1 x (1-6) 2 x (1-6)
Solid/stranded	AWG		
Terminal screw	M4		
Tightening torque	Nm		1.2

Auxiliary and control circuits

XTOD..CC1S			
Rated impulse withstand voltage	U_{imp}	V	6000
Overvoltage category/pollution degree	III/3		
Terminal capacity			
Solid	mm ²		1 x (1-6) 2 x (1-6)
Flexible with ferrule	mm ²		1 x (1-6) 2 x (1-6)
Solid/stranded	AWG		
Terminal screw	M3.5		
Tightening torque	Nm		0.8
Rated insulation voltage	U_i	VAC	690
Rated operational voltage	U_e	VAC	600
Conventional thermal current	I_{th}	A	10
Rated operational current			
AC-15			
120V	I_e	A	6
220/240V	I_e	A	3
380V	I_e	A	1.9
480V	I_e	A	1.5
500V	I_e	A	1.4
600V	I_e	A	1.2
DC-13			
125V	I_e	A	0.55
250V	I_e	A	0.27