

Distinctive Characteristics


DSA

- Environmentally friendly, contains no mercury.
- High contact reliability due to sealed body.
- The switch is triggered when tilted beyond $\pm 10^\circ$ of the horizontal.
- PCB adaptor available as an accessory.




DSB

- Photo interrupter, rather than contacts, ensures high reliability. 1 million operations minimum.
- Sealed construction for protection from environmental elements, including hydrogen sulfide, sulfur dioxide, and nitrogen hydroxide. Terminals are made of ammonia-resistant materials.
- Totally sealed body allows process compatibility for time- and money-saving automatic soldering and cleaning.
- Space-saving compact dimensions allow high density mounting.
- Internal steel ball movement allows functionality of 360° circumference rotation.
- The DSB series switch is well-suited to meet product safety concerns due to normally closed (on) status.
- Crimped terminals ensure secure mounting and prevent dislodging during wave soldering.
- The switch is triggered when tilted beyond $\pm 30^\circ$ of the horizontal.

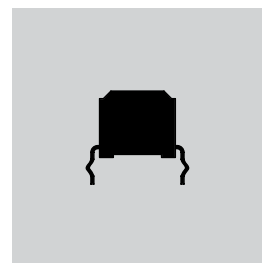


Actual Sizes

DSA



DSB



Toggles

Rockers

Pushbuttons

Illuminated PB

Programmable

Keylocks

Rotaries

Slides

Tactiles

K Tilt

Touch

Indicators

Accessories

Supplement

DSA SWITCH PART NUMBER & DESCRIPTION



DSA SWITCH SPECIFICATIONS

Mechanical & Electrical Specifications

Poles and Circuits:	Single Pole Single Throw ON – OFF
Operating Range:	ON Angle = 10° ~ 170°; OFF Angle = 190° ~ 350°
Resistive Load:	0.1A @ 12V DC
Contact Resistance:	100 milliohms maximum
Insulation Resistance:	50 megohms minimum @ 250V DC
Dielectric Strength:	250V AC for 1 minute minimum between terminals
Mechanical Life:	100,000 operations minimum
Electrical Life:	100,000 operations minimum

Materials & Finishes

Housing:	PBT
Rubber Rings:	Nitrile Butadiene Rubber
Contact Balls:	Brass with Silver Plating
Terminals:	Brass with Silver Plating

Environmental Specifications

Operating Temperature Range:	-10°C ~ +70°C (+14°F ~ +158°F)
Storage Temperature Range:	-25°C ~ +85°C (-13°F ~ +185°F)
Contact Bounce (for reference):	500ms maximum
Humidity:	90% humidity for 96 hours @ 40°C (104°F)
Vibration (for reference):	Frequency range 10Hz ~ 500Hz for 2 hours; 2 directions; Acceleration: 0.2G
Notes:	1. Do not install switch near vibration source. 2. Terminals should not be exposed to liquid.

Processing for AT094 PCB Adaptor

Soldering (with PCB Mount Holder):	Wave Soldering: See Profile A in Supplement section. Manual Soldering: See Profile B in Supplement section.
Automated Cleaning:	Hand clean locally using alcohol based solution.