



CIRCUIT-BREAKER SIZE S00,
FOR MOTOR PROTECTION, CLASS 10,
A-REL. 7...10A, N-REL. 130A,
SCREW TERMINAL,
STANDARD SWITCHING CAPACITY

General technical data:		
product brand name		SIRIUS
Product designation		circuit breaker
Size of the circuit-breaker		S00
Number of poles / for main current circuit		3
Product function		
• removable terminal for auxiliary and control circuit		No
• overload protection		Yes
• Phase failure detection		Yes
• Ground fault detection		No
Product component		
• Auxiliary switch		No
• undervoltage release		No
• Trip indicator		No
Product expansion		
• Auxiliary switch		Yes
• optional / motor drive		No
Surge voltage resistance / Rated value	V	6,000
Protection class IP / on the front		IP20
Protection against electrical shock		finger-safe

Installation altitude / at height above sea level / maximum	m	2,000
Shock resistance		25g / 11 ms
Ambient temperature		
• during transport	°C	-50 ... +80
• during storage	°C	-50 ... +80
• during operation	°C	-20 ... +60
Active power loss / total / typical	W	7

Main circuit:

Operating voltage / Rated value	V	690
Operating power / at AC-3 / at 400 V / Rated value	kW	4
Operating current / at AC-3 / at 400 V / Rated value	A	10
Mechanical service life (switching cycles) / of the main contacts / typical		100,000
Operating frequency / at AC-3 / maximum	1/h	15

Auxiliary circuit:

Number of CO contacts / for auxiliary contacts		0
---	--	---

Protection function:

Trip class		CLASS 10
Adjustable response value current / of the current-dependent overload release	A	7 ... 10

Installation/mounting/dimensions:

Mounting type		screw and snap-on mounting onto 35 mm standard mounting rail according to DIN EN 50022
mounting position		any
Depth	mm	81
Height	mm	90
Width	mm	45

Connections:

Arrangement of electrical connectors / for main current circuit		front side
Design of the electrical connection		
• for main current circuit		screw-type terminals
• for auxiliary and control current circuit		screw-type terminals
Type of connectable conductor cross-section		
• for main contacts		
• solid		2x (0.5 ... 1.5 mm ²), 2x (0.75 ... 2.5 mm ²)
• finely stranded		
• with core end processing		2x (0.5 ... 1.5 mm ²), 2x (0.75 ... 2.5 mm ²)
• stranded		2x (0.5 ... 1.5 mm ²), 2x (0.75 ... 2.5 mm ²)

Certificates/approvals:

General Product Approval



Test Certificates

[Special Test Certificate](#)

Shipping Approval



Shipping Approval



other

[Confirmation](#)



[Declaration of Conformity](#)

[other](#)

[Environmental Confirmations](#)

Further information:

Information- and Downloadcenter (Catalogs, Brochures,...)

<http://www.siemens.com/industrial-controls/catalogs>

Industry Mall (Online ordering system)

<http://www.siemens.com/industrial-controls/mall>

Cax online generator:

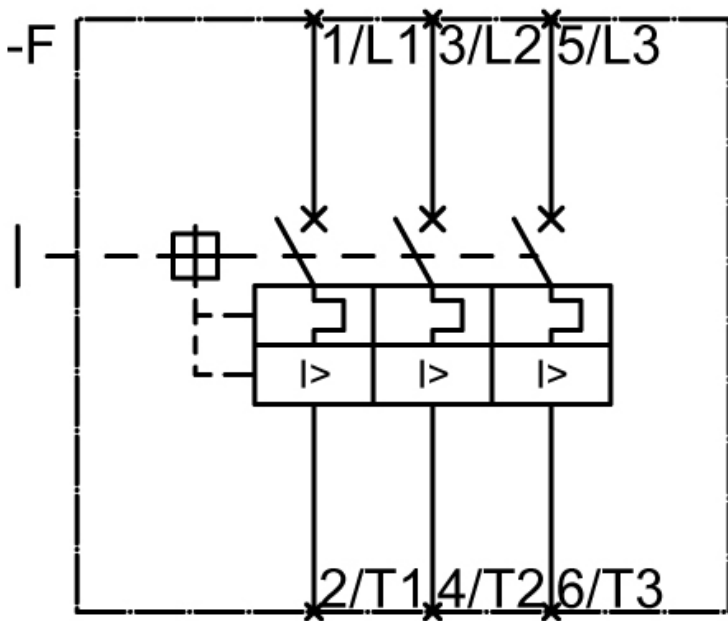
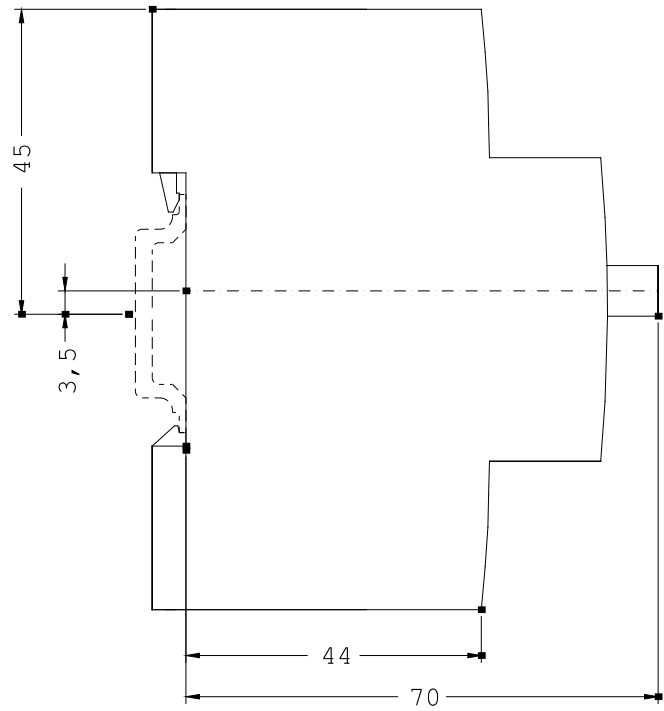
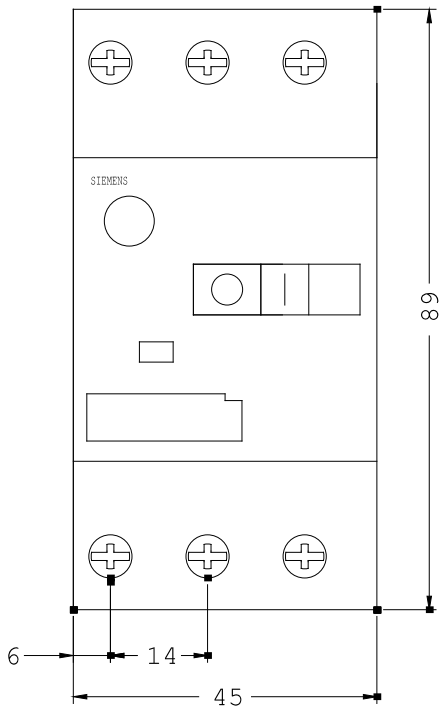
<http://www.siemens.com/cax>

Service&Support (Manuals, Certificates, Characteristics, FAQs,...)

<http://support.automation.siemens.com/WW/view/en/3RV1011-1JA10/all>

Image database (product images, 2D dimension drawings, 3D models, device circuit diagrams, ...)

http://www.automation.siemens.com/bilddb/cax_en.aspx?mlfb=3RV1011-1JA10



last change:

Dec 8, 2014