



SmarterGlass

state-of-the-art display solutions

www.smarterglass.com
978 997 4104
sales@smarterglass.com

PB-FREE

SPECIFICATION FOR REFERENCE

(FOR LCD 4 LAMPS APPLICATION PURPOSE)

TFT LCD BACKLIGHTING INVERTER

PART NO. FIF1742-45BF

CONTENTS

- 1. Electrical Characteristics**
- 2. Functional Pin Description**
- 3. Mechanical Drawings**

PB-FREE

1.Electrical Characteristics

- ▶ Analog Dimming
- ▶ Input Voltage(Vdc) : 11.0 ~13.0

No.	Items (Unit)	Sign.	Condition		Min.	Typ.	Max.
1	Input Current (A)	I _{in}	V _{in} =12V	CTRL=0V	1.7	1.9	2.1
				CTRL=5V	0.9	1.1	1.3
2	Output Current 1,2(mA)	I _{out1,2}	V _{in} =12V	CTRL=0V	6.5	7.3	8.0
				CTRL=5V	2.0	3.2	4.2
3	Output Current 3,4(mA)	I _{out3,4}	V _{in} =12V	CTRL=0V	6.5	7.3	8.0
				CTRL=5V	2.0	3.2	4.2
4	Lamp Frequency (kHz)	f	V _{in} =12V	CTRL=5V	50	60	70
5	ON/OFF Control	ON	V _{in} =12V, ON/OFF=5V		Normal Operation		
		OFF	V _{in} =12V, ON/OFF=0V		Shunt-down (Lamp off)		
6	Dim Adjust (Lamp Current Control)	CTRL	CTRL=0V,Max Current		0.0 ~ 5.0 Volt.		
			CTRL=5V,Min Current				
7	Kick-Off Voltage(V _{rms})	V _{k-off}	Kick-Off		MORE THAN 1100		

PB-FREE

2.Functional Pin Description

2-1. Input Connector CN1 : 12505WR-12 (YEON-HO)

Pin No.	Symbol	Description
10,11,12	Vin	Input Voltage : 12V \pm 1V
1,3.5.6.8.9	GND	GND
2	CTRL	Dim Adjust, Apply 0V ~ 5Vdc to Control Lamp Current 0 V : 7.3mA, 5V : 3.2mA (Each Lamp)
4	ON / OFF	Power System Return (5V:ON, 0V:OFF)

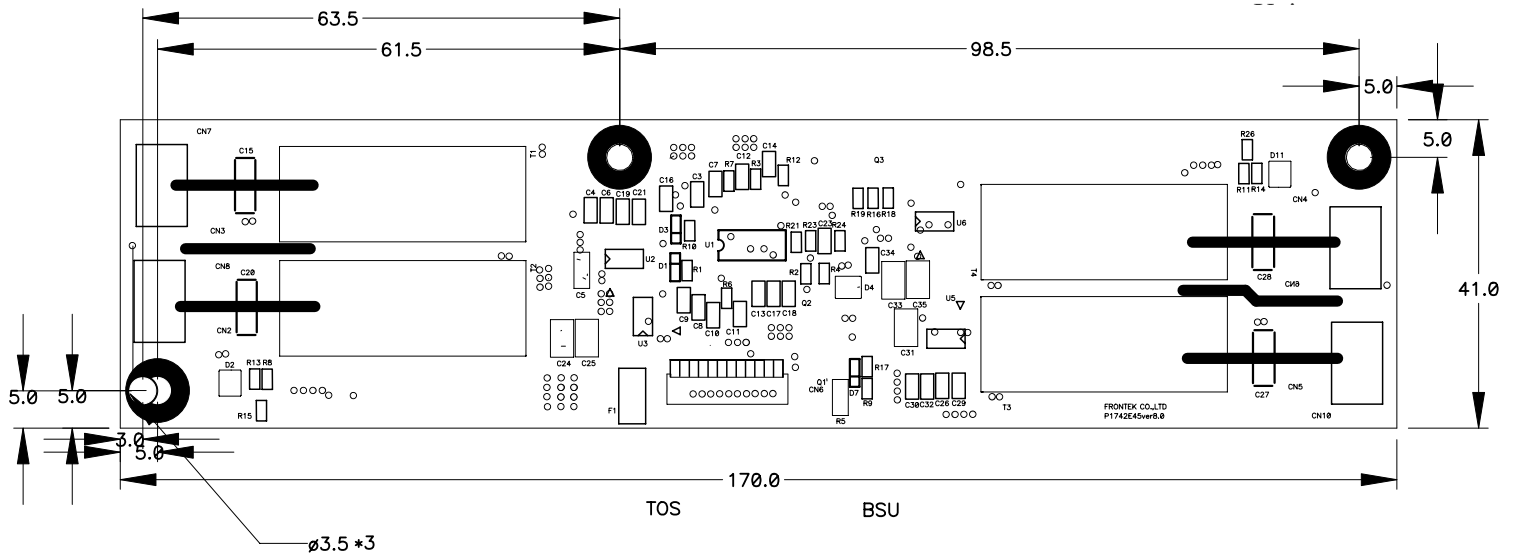
2-2. Output Connector CN2,3,4,5 : 35001WR-02 (YEON-HO)

Pin No.	Symbol	Description
1	Lamp H1	High Voltage Connection to high side of Lamp.
2	Lamp L1	Low Voltage Connection to low side of Lamp.

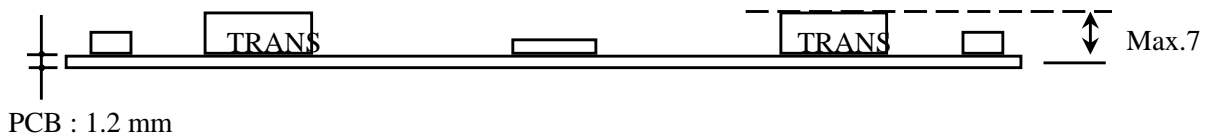
PB-FREE

3.Mechanical Drawings

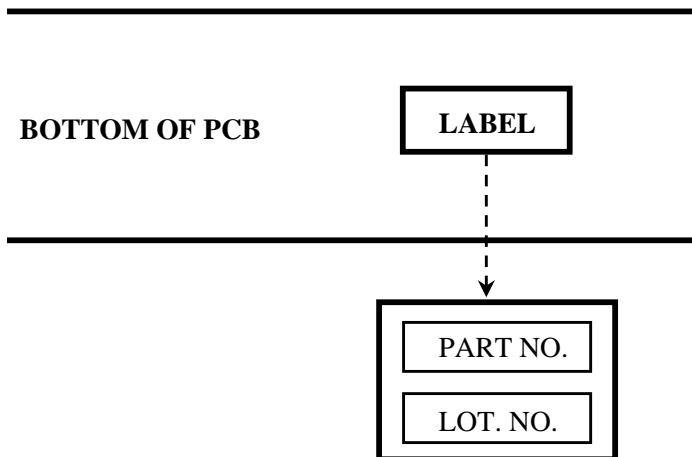
3-1.P.W.B



3-2.Trans & Connector



3-3.Marking



*.PART NO: FIF1742-45BF

*.LOT NO.: F0000000 CN

F : KANGJIN
 0 : LINE
 00: YEAR
 00: MONTH
 00: DAY
 CN: MANUFACTURE