


# 1/4" x 1" Fast-Acting, Glass Tube Fuses AGX Series

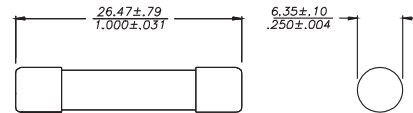
## Description

- Fast-acting glass tube fuse
- 1/4" x 1" (6.3 x 25.4mm) physical size
- Glass tube, nickel-plated brass endcap construction
- For instruments, electronic and small appliance circuits
- UL Listed product meets standard 248-14

Electrical Characteristics		
Rated Current	% of Amp Rating	Opening Time
1/6 - 30A	110%	4 hours minimum
	135%	60 minutes maximum
1/6 - 2A	200%	5 seconds maximum
2.5 - 30A	200%	2 minutes maximum



Dimensions - mm (in)



## Agency Information

- cULus: AGX 0-10A (Guide JDYX, File E 19180 and Guide JDYX7, File E19180)
- UL Recognized Card: AGX 15-30A (Guide JDYX2, File E19180)
- CSA Component Acceptance Card : AGX 15-30A (Class No. 1422-01, File 53787)

## Ordering

Specify product code

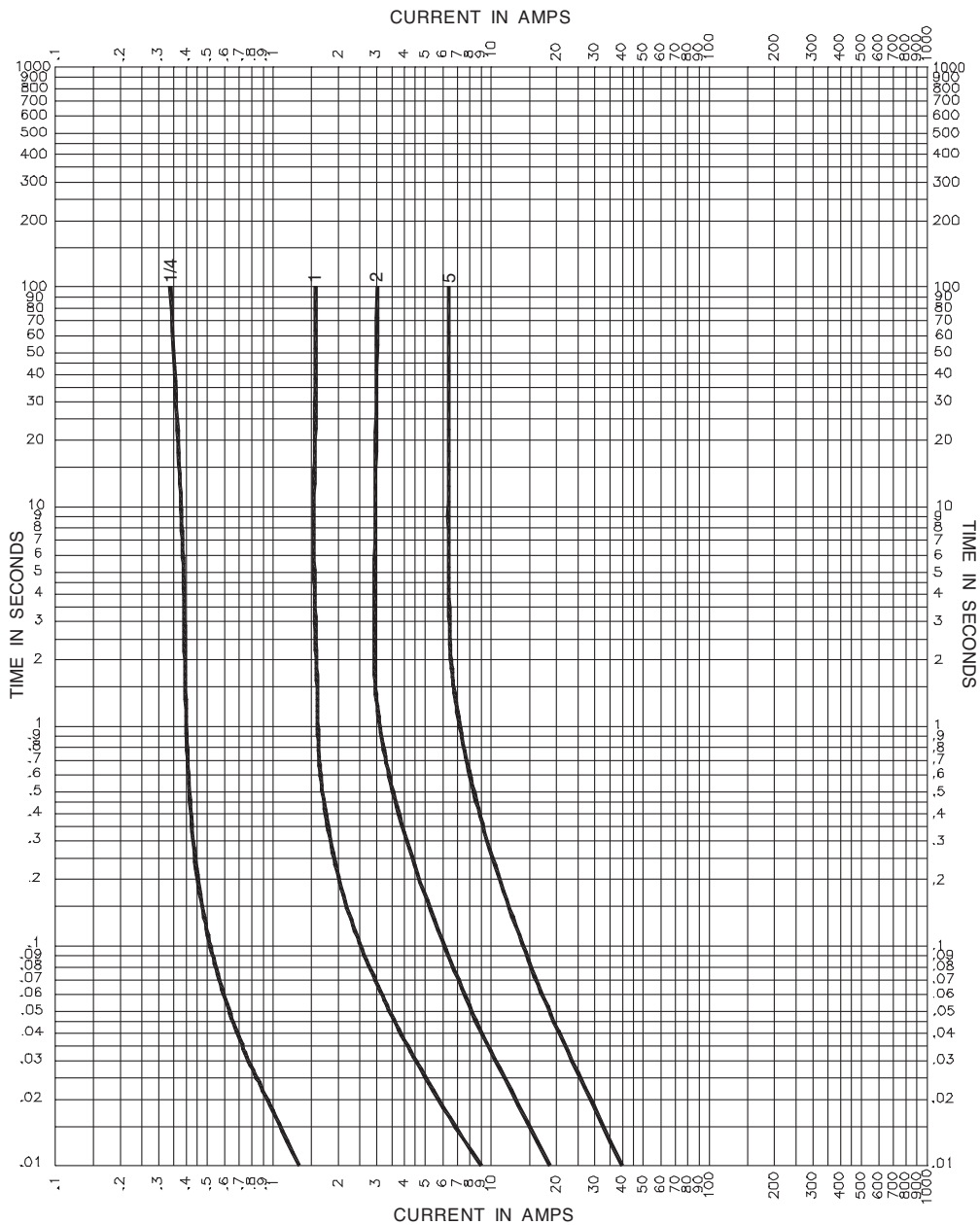
- Insert packaging code prefix before part number, E.g. BK/AGX-1

## Specifications

Part Number -(amps)	Voltage Rating Vac	Interrupting Rating (amps)			Typical DC Cold Resistance (Ω)*	Agency Approval	
		250Vac	125Vac	32Vac		cULus	UR
AGX-1/200	250	35	10,000	-	285.00	X	
AGX-1/100	250	35	10,000	-	155.00	X	
AGX-1/32	250	35	10,000	-	35.00	X	
AGX-1/16	250	35	10,000	-	22.50	X	
AGX-1/10	250	35	10,000	-	10.25	X	
AGX-1/8	250	35	10,000	-	5.41	X	
AGX-3/16	250	35	10,000	-	3.1150	X	
AGX-2/10	250	35	10,000	-	2.66000	X	
AGX-1/4	250	35	10,000	-	2.79000	X	
AGX-3/10	250	35	10,000	-	1.42500	X	
AGX-3/8	250	35	10,000	-	0.93050	X	
AGX-4/10	250	35	10,000	-	0.89900	X	
AGX-1/2	250	35	10,000	-	0.47850	X	
AGX-3/4	250	35	10,000	-	0.26000	X	
AGX-1	250	35	10,000	-	0.16250	X	
AGX-1-1/4	250	100	10,000	-	0.12750	X	
AGX-1-1/2	250	100	10,000	-	0.09400	X	
AGX-2	250	100	10,000	-	0.06825	X	
AGX-2-1/2	250	100	10,000	-	0.04930	X	
AGX-3	250	100	10,000	-	0.03825	X	
AGX-4	250	200	10,000	-	0.02700	X	
AGX-5	250	200	10,000	-	0.02050	X	
AGX-6	250	200	10,000	-	0.01475	X	
AGX-7	250	200	10,000	-	0.01275	X	
AGX-8	250	200	10,000	1000	0.01100	X	
AGX-10	250	200	10,000	1000	0.00867	X	
AGX-15	32	-	-	1000	0.00510		X
AGX-20	32	-	-	1000	0.00358		X
AGX-25	32	-	-	1000	0.00275		X
AGX-30	32	-	-	1000	0.00215		X

Note \*Typical DC Cold Resistance (Measured at <10% of rated current)

# Time-Current Curve



Packaging	
Packaging Code Prefix	Description
BK	100 fuses packed into a cardboard carton

The only controlled copy of this Data Sheet is the electronic read-only version located on the Cooper Bussmann Network Drive. All other copies of this document are by definition uncontrolled. This bulletin is intended to clearly present comprehensive product data and provide technical information that will help the end user with design applications. Cooper Bussmann reserves the right, without notice, to change design or construction of any products and to discontinue or limit distribution of any products. Cooper Bussmann also reserves the right to change or update, without notice, any technical information contained in this bulletin. Once a product has been selected, it should be tested by the user in all possible applications.

Life Support Policy: Cooper Bussmann does not authorize the use of any of its products for use in life support devices or systems without the express written approval of an officer of the Company. Life support systems are devices which support or sustain life, and whose failure to perform, when properly used in accordance with instructions for use provided in the labeling, can be reasonably expected to result in significant injury to the user.

© 2010 Cooper Bussmann  
 St. Louis, MO 63178  
 www.cooperbussmann.com