

BASIC CHARACTERISTICS ($T_{amb} = 25\text{ }^{\circ}\text{C}$, unless otherwise specified)

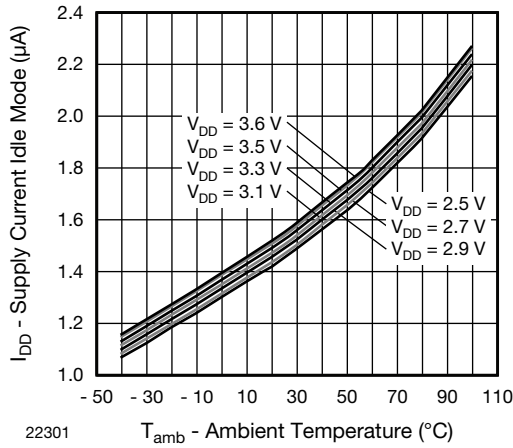


Fig. 1 - Idle Current vs. Ambient Temperature

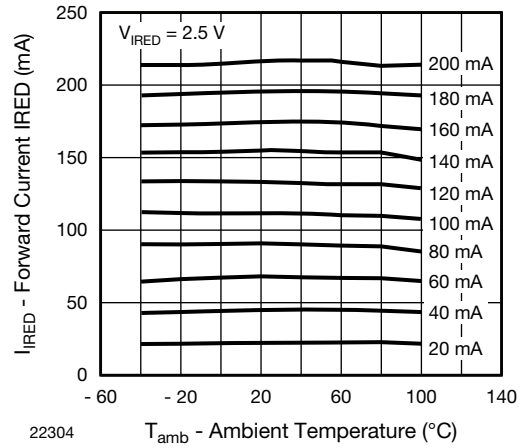


Fig. 4 - Forward Current vs. Temperature

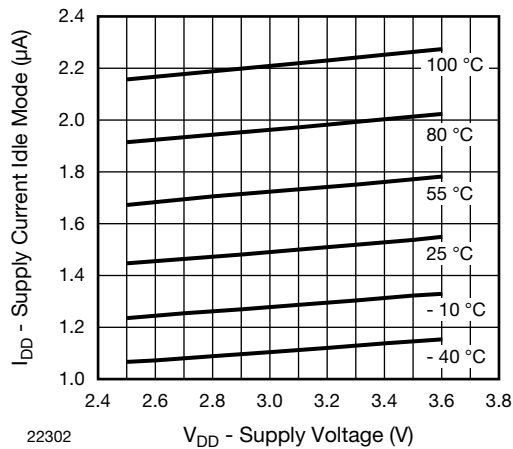


Fig. 2 - Idle Current vs. V_{DD}

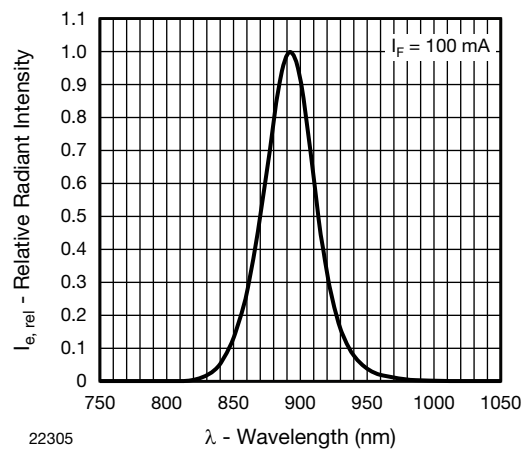


Fig. 5 - Relative Radiant Intensity vs. Wavelength

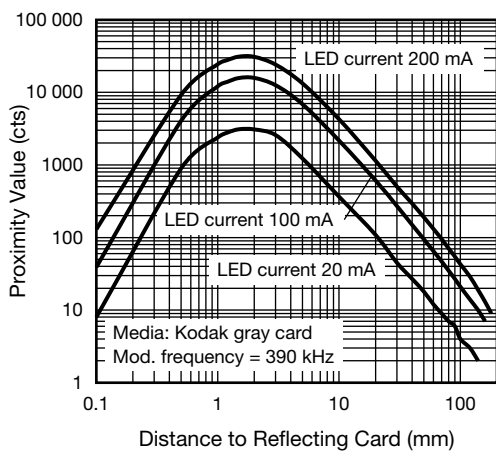


Fig. 3 - Proximity Value vs. Distance

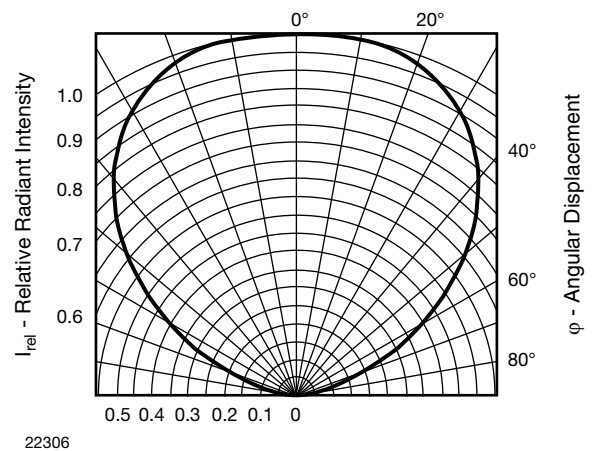


Fig. 6 - Relative Radiant Intensity vs. Angular Displacement

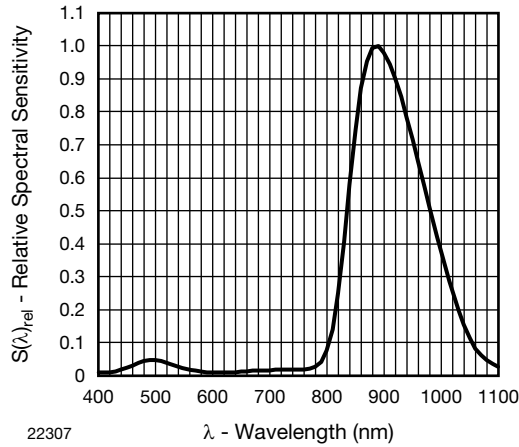


Fig. 7 - Relative Spectral Sensitivity vs. Wavelength (Proximity Sensor)

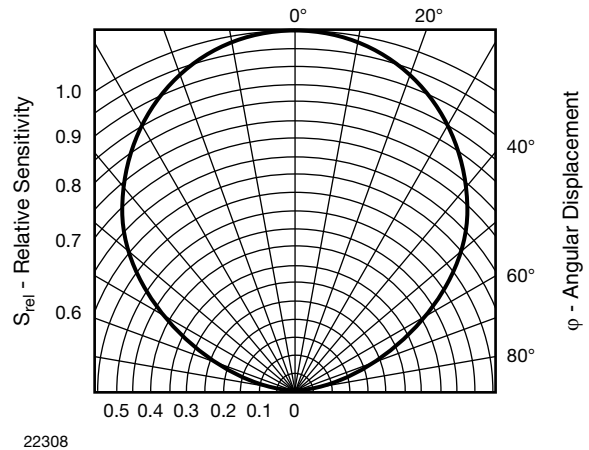


Fig. 8 - Relative Radiant Sensitivity vs. Angular Displacement (Proximity Sensor)

APPLICATION INFORMATION

VCNL3020 is a cost effective solution of proximity sensor with I²C bus interface. The standard serial digital interface is easy to access “Proximity Signal” without complex calculation and programming by external controller. Beside the digital output also a flexible programmable interrupt pin is available.

1. Application Circuit

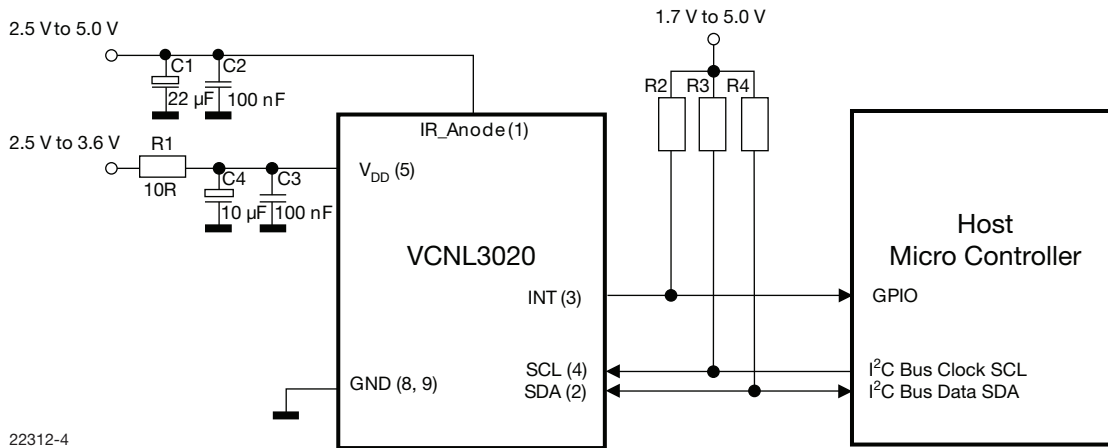


Fig. 9 - Application Circuit (x) = Pin Number

Notes

- The interrupt pin is an open drain output. The needed pull-up resistor may be connected to the same supply voltage as the application controller and the pull-up resistors at SDA/SCL. Proposed value R2 should be >1 kΩ , e.g. 10 kΩ to 100 kΩ. Proposed value for R3 and R4, e.g. 2.2 kΩ to 4.7 kΩ, depend also on the I²C bus speed. For detailed description about set-up and use of the interrupt as well as more application related information see AN: “Designing VCNL3020 into an Application”.
- IR_Cathode needs no external connection. The needed connection to the driver is done internally.