


KK05-042

Starters with quick-operating overload relay

With the attached quick operating type O/L relay, this is suitable for protecting submersible pumps or compressor motors with a small heat capacity.
 See page 01/55.




KK05-047

KK05-057

Starters with phase-loss protective device

The attached 2E thermal O/L relay protects against motor overload and as well as phase-loss.
 See page 01/56.



KK05-047

SP-1075

Starters with phase-loss and phase-sequence protective device

By combining 2E thermal O/L relay and phase-sequence relay, motor overload, phase-loss and phase-sequence protection is obtained.
 See page 01/58.



KKD06-010

Starters with on-off and RESET pushbuttons


Pushbuttons for close and open are built in the enclosure. Suitable for simple operations.
 See page 01/60.



SD-704

Dust-tight/light-corrosion resistant type starters

The enclosure is dust-tight and corrosion-proof, and so is suitable for locations with dusty or corrosive atmospheres.
 See page 01/62.



KK04-085

AF88-510

Contactors for single-phase resistance load

This is a standard type magnetic contactor with a 3-phase parallel plate terminal. This is most suitable for on-off operation of electric heaters, water heaters and electric lights.
 See page 01/63.



KKD06-036

With single-button auxiliary contacts


An auxiliary contact of a standard contactor is bifurcated. All SC-03H to SC-N12H contactor, however, feature single-button auxiliary contacts with a higher current rating than the contacts used by the standard contactor.
 See page 01/64.



AF95-240

With quick connection terminals

No removing terminal screw is required. When contactor and starters with the quick connection terminals are shipped, these screws are inserted in the terminals section but make no contact. It reduces the number of wiring steps. Terminals with finger protection enable a high level of safety.
 See page 01/65.



KK04-083

KK05-042

UL, CSA, TÜV and CCC approved motor starters and contactors

Many models of SC series conform to UL, CSA, TÜV and CCC requirements.
 See page 01/120.

Magnetic Contactors and Starters

SC and SW series

Quick selection guide/Open type

■ Types and ratings/Non-reversing, Open

Frame size		03	0	05	4-0	Further information
Max. motor capacity (kW)	200–240V	2.5	3.5	3.5	4.5	
	380–440V	4	5.5	5.5	7.5	
AC-3, IEC 60947-4-1	500–550V	4	5.5	5.5	7.5	
	600–660V	4	5.5	5.5	7.5	
Operational current (A)	200–240V	11	13	13	18	
	380–440V	9	12	12	16	
	500–550V	7	9	9	13	
	600–660V	5	7	7	9	
Operational current (A)	AC-1	20	20	20	25	
Conventional free air thermal current (A)		20	20	20	25	
Auxiliary contact arrangement		1NO 1NC	1NO 1NC	1NO+1NC 2NO, 2NC	1NO 1NC	
Standard	Contact Starter	SC-03 SW-03/3H	SC-0 SW-0/3H	SC-05 SW-05/3H	SC-4-0 SW-4-0/3H	Page 01/25
DC operated	Contact Starter	SC-03/G SW-03/G3H	SC-0/G SW-0/G3H	SC-05/G SW-05/G3H	SC-4-0/G SW-4-0/G3H	Page 01/41
OFF-delay release *1	Contact Starter	SC-03/G+SZ-DE□ SW-03/G3H+ SZ-DE□	SC-0/G+SZ-DE□ SW-0/G3H+ SZ-DE□	SC-05/G+SZ-DE□ SW-05/G3H+ SZ-DE□	SC-4-0/G+SZ-DE□ SW-4-0/G3H+ SZ-DE□	Page 01/46
With extra pick-up operating coil	Contact Starter	SC-03/U SW-03/U3H	SC-0/U SW-0/U3H	SC-05/U SW-05/U3H	SC-4-0/U SW-4-0/U3H	Page 01/47
Mechanical latch AC operated	Contact Starter	SC-03/V –	SC-0/V –	SC-05/V –	SC-4-0/V –	Page 01/48
Mechanical latch DC operated	Contact Starter	SC-03/VG –	SC-0/VG –	SC-05/VG –	SC-4-0/VG –	Page 01/46
Heavy starting duty	Contact Starter	– SW-03/3L	– SW-0/3L	– SW-05/3L	– SW-4-0/3L	Page 01/53
With quick operating overload relay	Contact Starter	– SW-03/3Q	– SW-0/3Q	– SW-05/3Q	– SW-4-0/3Q	Page 01/55
With phase-loss protective device	Contact Starter	– SW-03/2E	– SW-0/2E	– SW-05/2E	– SW-4-0/2E	Page 01/56
With phase-loss and phase sequence protective device *2	Contact Starter	– SW-03/2E+QE-□0N	– SW-0/2E+QE-□0N	– SW-05/2E+QE-□0N	– SW-4-0/2E+QE-□0N	Page 01/58
For single-phase resistance load	Contact Starter	SC-03+SZ-SP1 –	SC-0+SZ-SP1 –	SC-05+SZ-SP1 –	SC-4-0+SZ-SP2 –	Page 01/63
With quick connection terminals	Contact starter	SC-03Y SW-03Y	SC-0Y SW-0Y	SC-05Y SW-05Y	– –	Page 01/65
Thermal overload relay On-contactor mounting						Page 01/88
Standard		TR-0N/3	TR-0N/3	TR-0N/3	TR-5-1N/3	
Long time operation		TR-0NL/3	TR-0NL/3	TR-0NL/3	TR-5-1NL/3	
Quick operation		TR-0NQ	TR-0NQ	TR-0NQ	TR-5-1NQ	
Phase-loss protection		TK-0N	TK-0N	TK-0N	TK-5-1N	

Note: *1 Replace the □ mark in the type number by the operating voltage code.

100V AC: 100, 110V AC: 110, 200V AC: 200, 220V AC: 220

*2 Replace the □ mark in the type number by the operating voltage code.

200-220V AC: 2, 380-415V AC: 4