

Electric amplifiers

RA 30052/05.04

1/6

Model VT-VRPA1

Series 1X




Table of contents

Contents

Features
Ordering data and scope of delivery
Standard types
Front panel
Block diagram with terminal assignment
Technical data
Unit dimensions

Features

Page	
–	Analog amplifiers in Eurocard format for installation in 19" rack
1	– Output stage with closed-loop control
2	– Closed-loop position control with PID action
2	– Rapid energizing and de-energizing for fast response times
3	– Enabling input
4	– Short-circuit-proof outputs
5	– Open-circuit detection for feedback signal cable (partially)
6	– Zero and sensitivity adjustment possibilities

Testing and service equipment

- Test box type VT-PE-TB1, see RE 30063
- Test adapter type VT-PA-3, see RE 30070

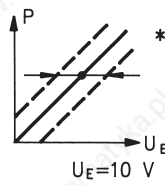
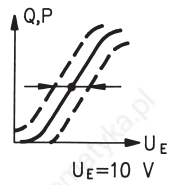
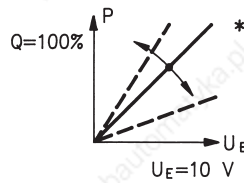
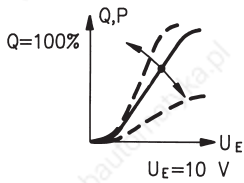
Ordering data and scope of delivery

VT-	V	R	P	A	1	-	-	/	/		
Hydraulic component For valves with electrical feedback = R		Valve type 4/2 servo solenoid valves with positive overlap = P		Actuation Analog = A		Option PV = Pressure valves QV = Throttle/flow control valves		Customer version V0 = Catalog version		Series 1X = Series 10 to 19	
Output stages 1 output stage = 1				Serial numbers for types 527 = 2.7 A solenoid 537 = 3.7 A solenoid							

Standard types

Type	Material No.	For valve types
VT-VRPA1-527-10/V0	0811405095	"PDL 1" (old Bosch)
VT-VRPA1-527-10/V0/PV	0811405096	"PV 45" (old Bosch)
VT-VRPA1-537-10/V0/PV	0811405097	"PV 60" (old Bosch)
VT-VRPA1-527-10/V0/QV	0811405098	4WRP 6 EA
VT-VRPA1-537-10/V0/QV	0811405099	4WRP 10 EA

Front panel



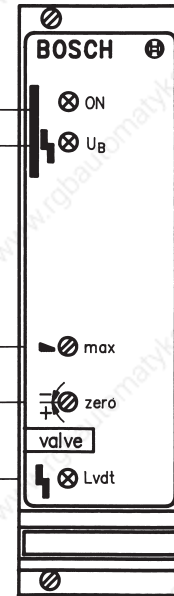
LED green Enabling

LED red U_B < U_B min

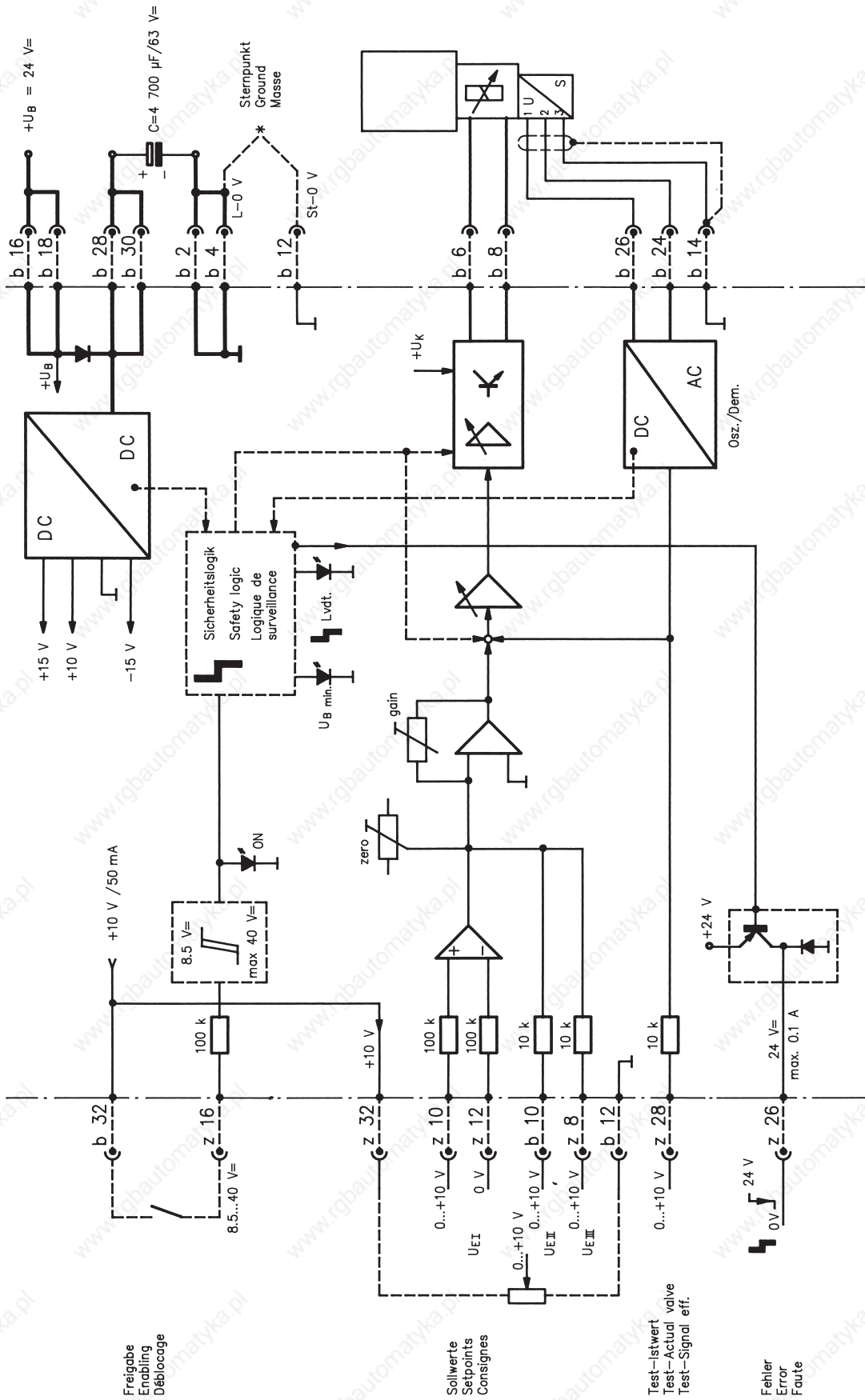
Gain (100...50 %)

Adjustment zero (±10 %)

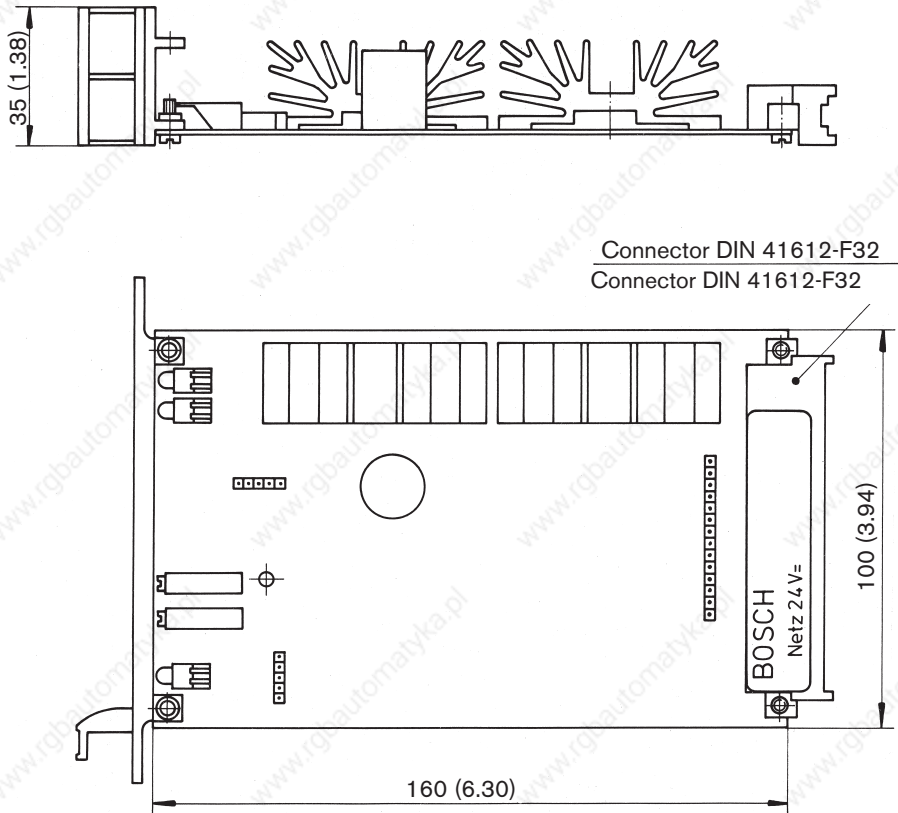
LED yellow Cable break



Block diagram with terminal assignment



Unit dimensions – nominal dimensions in mm (inches)



Bosch Rexroth Corp.
 Industrial Hydraulics
 2315 City Line Road
 Bethlehem, PA 18017-2131
 USA
 Telephone (610) 684-8300
 Facsimile (610) 694-8467
 www.boschrexroth-us.com

© 2004 Bosch Rexroth Corporation

All rights reserved. Neither this document nor any part of it may be reproduced, duplicated, circulated or disseminated, whether by copy, electronic format or any other means, without the prior consent and authorization of Bosch Rexroth Corporation.

The data and illustrations in this brochure/data sheet are intended only to describe or depict the products. No representation or warranty, either express or implied, relating to merchantability or fitness for intended use, is given or intended by virtue of the information contained in this brochure/data sheet. The information contained in this brochure/data sheet in no way relieves the user of its obligation to insure the proper use of the products for a specific use or application. All products contained in this brochure/data sheet are subject to normal wear and tear from usage.

Subject to change.

Bosch Rexroth Corp.
Industrial Hydraulics
2315 City Line Road
Bethlehem, PA 18017-2131
USA
Telephone (610) 684-8300
Facsimile (610) 694-8467
www.boschrexroth-us.com

© This document, as well as the data, specifications and other information set forth in it, are the exclusive property of Bosch Rexroth Corporation. Without their consent it may not be reproduced or given to third parties.

The data specified above only serve to describe the product. No statements concerning a certain condition or suitability for a certain application can be derived from our information. The information given does not release the user from the obligation of own judgment and verification. It must be remembered that our products are subject to a natural process of wear and aging.

Bosch Rexroth Corp.
Industrial Hydraulics
2315 City Line Road
Bethlehem, PA 18017-2131
USA
Telephone (610) 684-8300
Facsimile (610) 694-8467
www.boschrexroth-us.com

© This document, as well as the data, specifications and other information set forth in it, are the exclusive property of Bosch Rexroth Corporation. Without their consent it may not be reproduced or given to third parties.

The data specified above only serve to describe the product. No statements concerning a certain condition or suitability for a certain application can be derived from our information. The information given does not release the user from the obligation of own judgment and verification. It must be remembered that our products are subject to a natural process of wear and aging.